



E-Drive PLUS Parts catalog



2022-05



Preface

This parts catalog lists parts and assemblies configuring the E-Drive PLUS which can be repaired. When ordering parts, please refer to the parts catalog and indicate the part number, part name, and quantity accurately. Please be careful to select the part name and number corresponding to the appropriate one.

Assembly parts are indicated with (*) in front of the component part name.

Information concerning new parts being brought out and parts being discontinued will be listed in the Service News and/or other documentation. Please update the parts catalog based on that information.

This catalog does not contain guidelines for assembling or renovating the unit. Please refer to the service manual when repairing the unit.

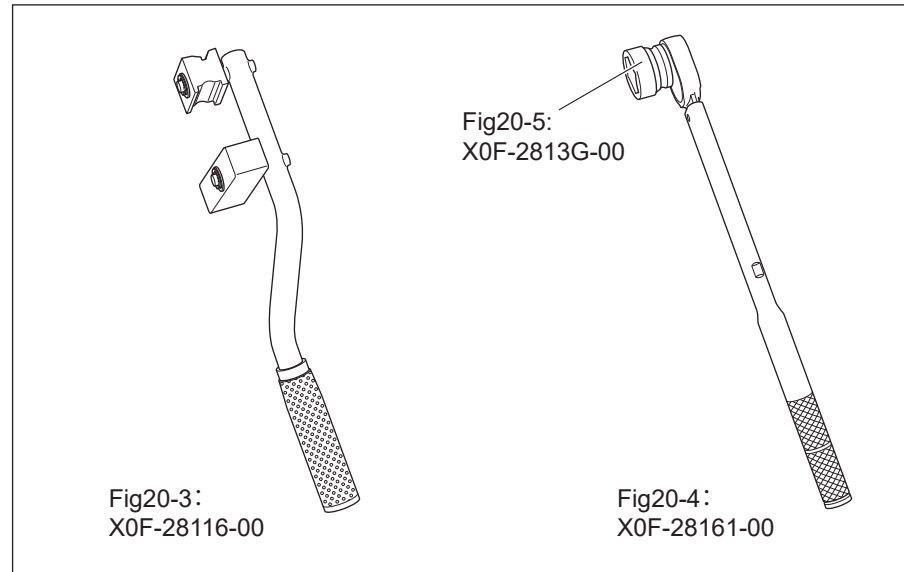
The tightening torque information is only the specimen for reference. Please refer to the service manual for details.

Wheel nut removal and assembling

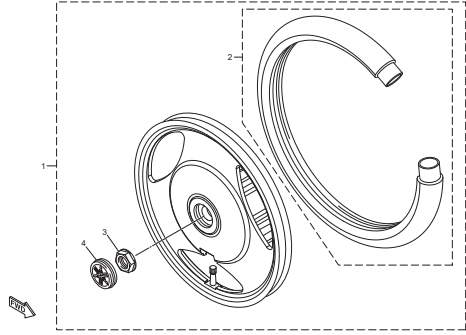
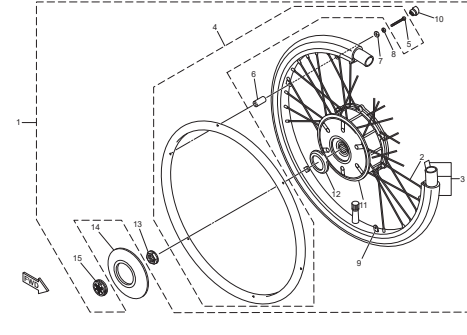
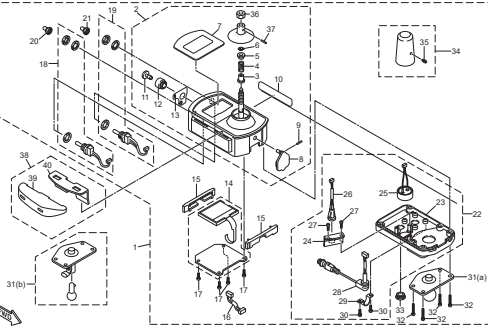
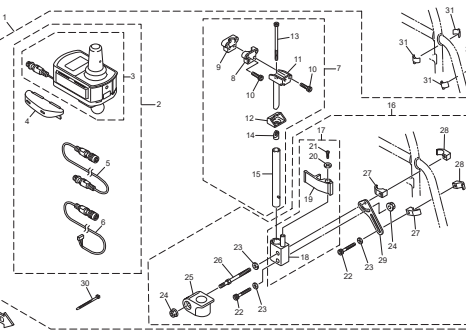
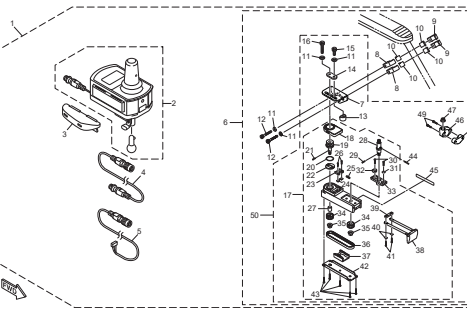
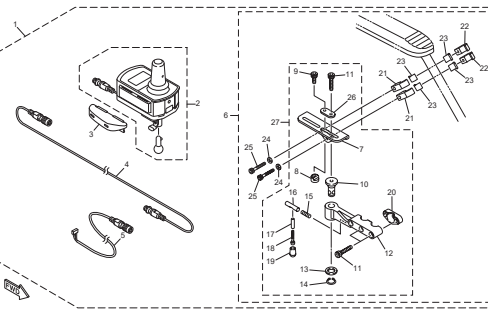
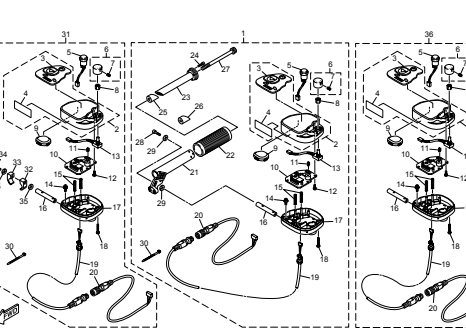
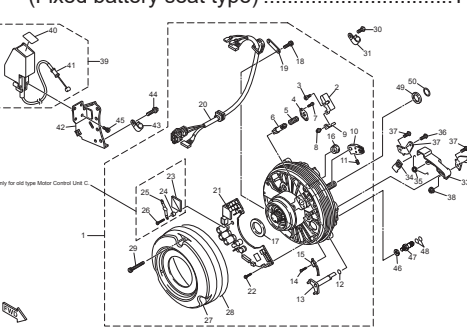
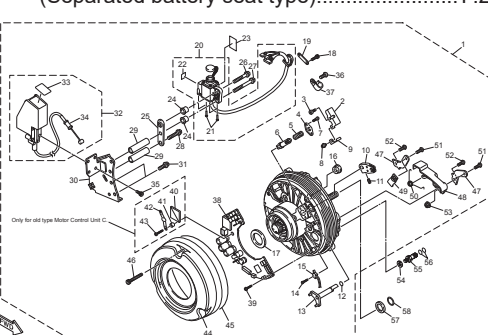


When replacing the parts with this tool mark, it is necessary to remove the wheel nut.

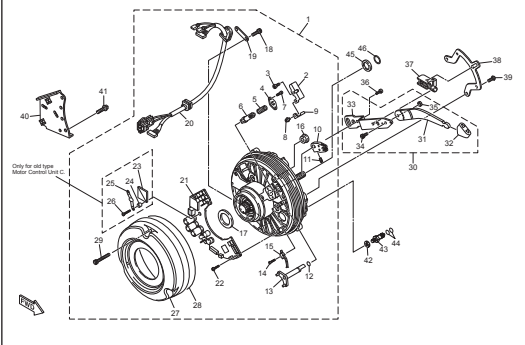
Due to the high tightening torque of the wheel nuts, it is recommended using the following wheel fixing tools.



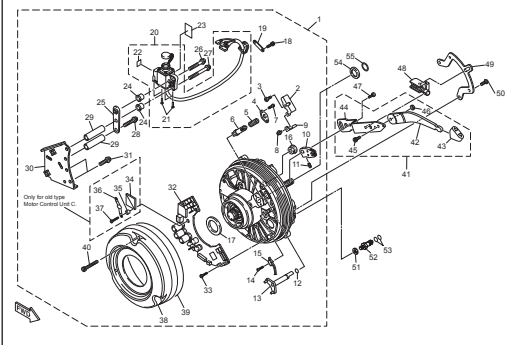
Contents

<p>1. 16inch wheel assembly P.1</p> 	<p>2. 24inch wheel assembly P.3</p> 	<p>3. Joystick controller unit P.5</p> 
<p>4. Remote control unit for self (1) P.7</p> 	<p>5. Remote control unit for self (2) P.9</p> 	<p>6. Remote control unit for self (3) P.13</p> 
<p>7. Remote control unit for assistant (Optional) ... P.15</p> 	<p>8. 16inch wheel right drive unit (Fixed battery seat type) P.17</p>  <p><small>Only for old type Motor Control Unit C.</small></p>	<p>9. 16inch wheel right drive unit (Separated battery seat type) P.21</p>  <p><small>Only for old type Motor Control Unit C.</small></p>

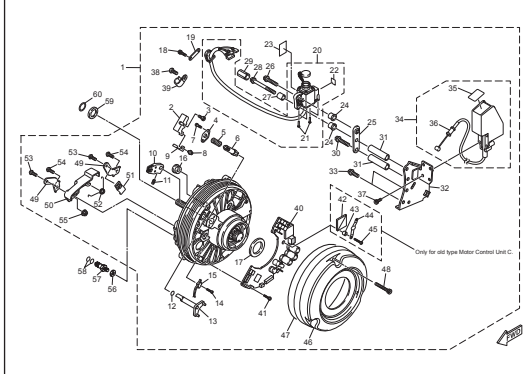
10. 24inch wheel right drive unit
(Fixed battery seat type) P.25



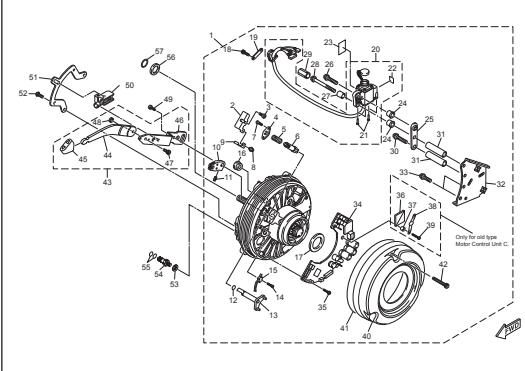
11. 24inch wheel right drive unit
(Separated battery seat type)..... P.29



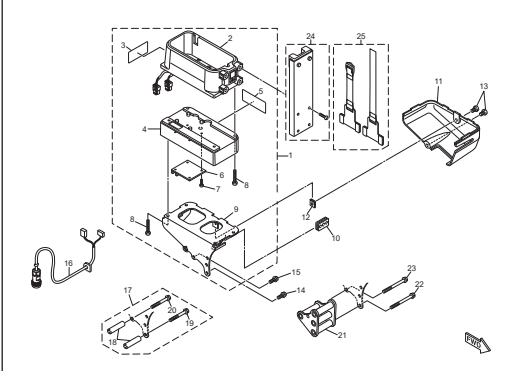
12. 16inch wheel left drive unit..... P.33



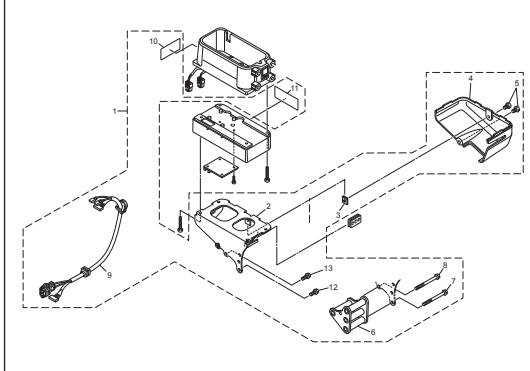
13. 24inch wheel left drive unit..... P.37



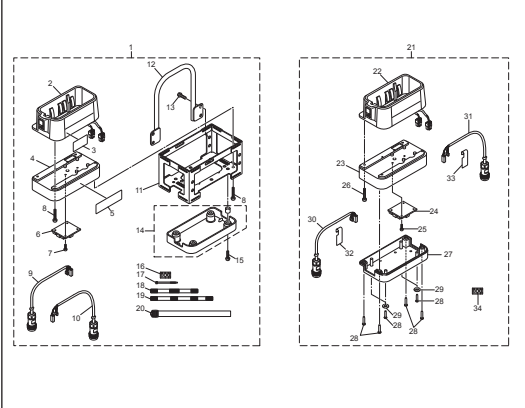
14. Battery seat (1)..... P.41



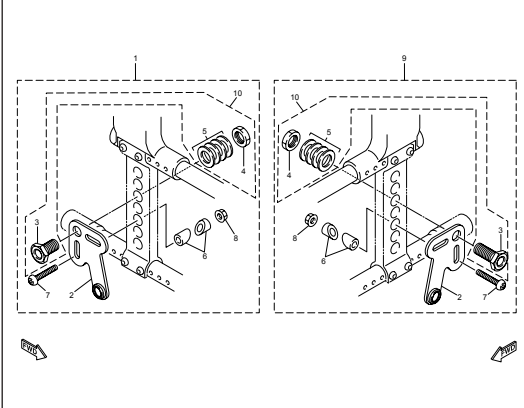
15. Battery seat (2)..... P.43



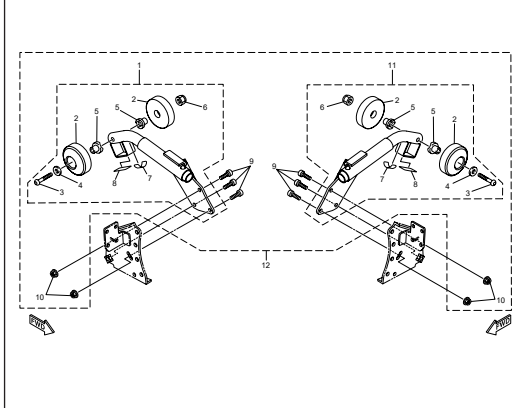
16. Battery seat (3)..... P.45



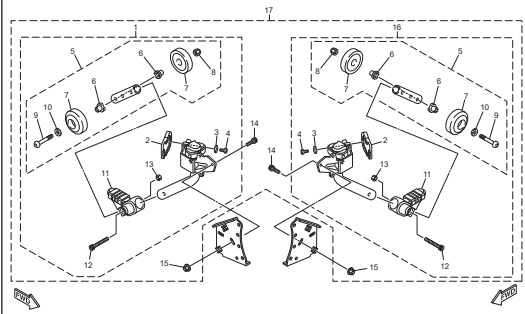
17. Axle sleeve and bracket..... P.47



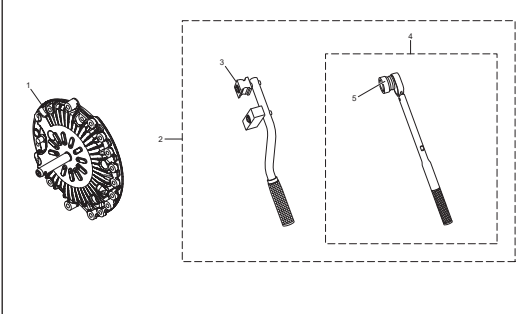
18. 16inch model anti-tipping bar P.49



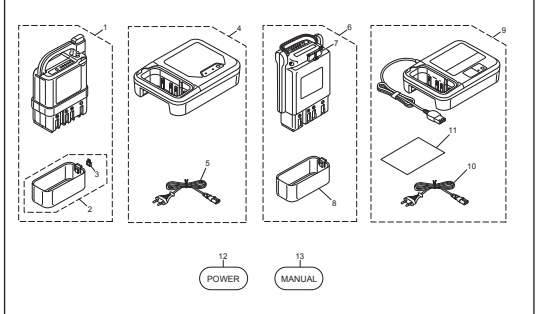
19. 24inch model anti-tipping bar P.51



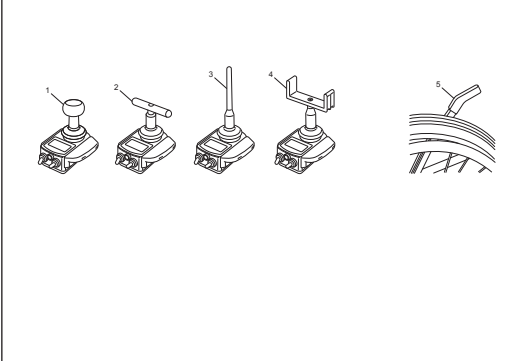
20. Common parts P.53



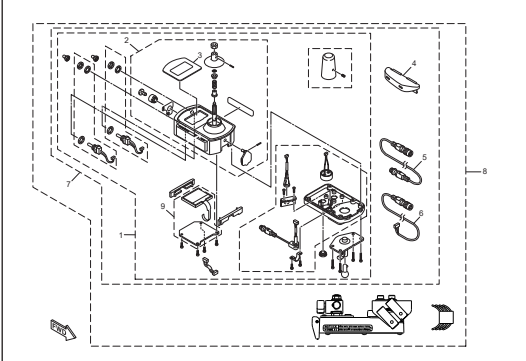
21. Battery and battery charger P.55



22. Option Parts P.57



23. Special parts for DECON (1) P.59



24. Special parts for DECON (2) P.61

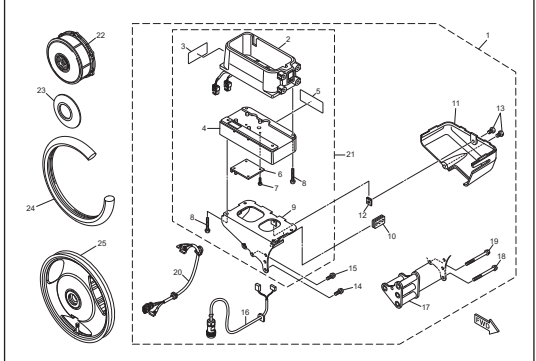


FIG. 1 16inch wheel assembly

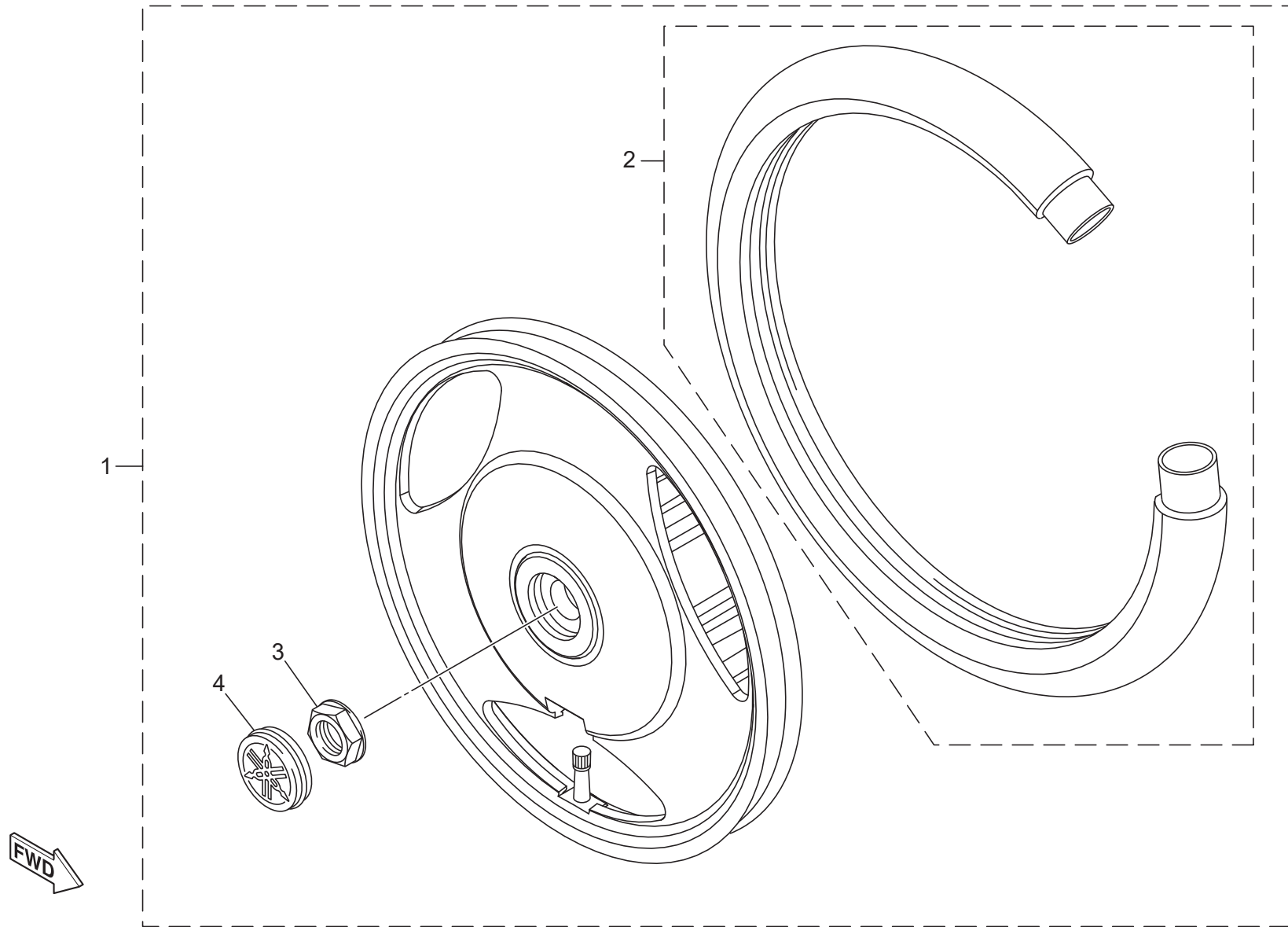


FIG. 1 16inch wheel assembly




No.	Part Number		Part Name	Qty.	Detail
1	X0D-W2500-A0		REAR WHEEL ASSEMBLY	2	Including Flange nut and Dust Cover
2	X0D-W2538-A1		• REAR TIRE SET	2	16 inch gray tire and tube set. Including Flange nut
3	X0F-W2511-A0		NUT,FLANGE	2	Tightning torque 100Nm
4	X0F-25367-01		COVER, DUST	2	

FIG. 2 24inch wheel assembly

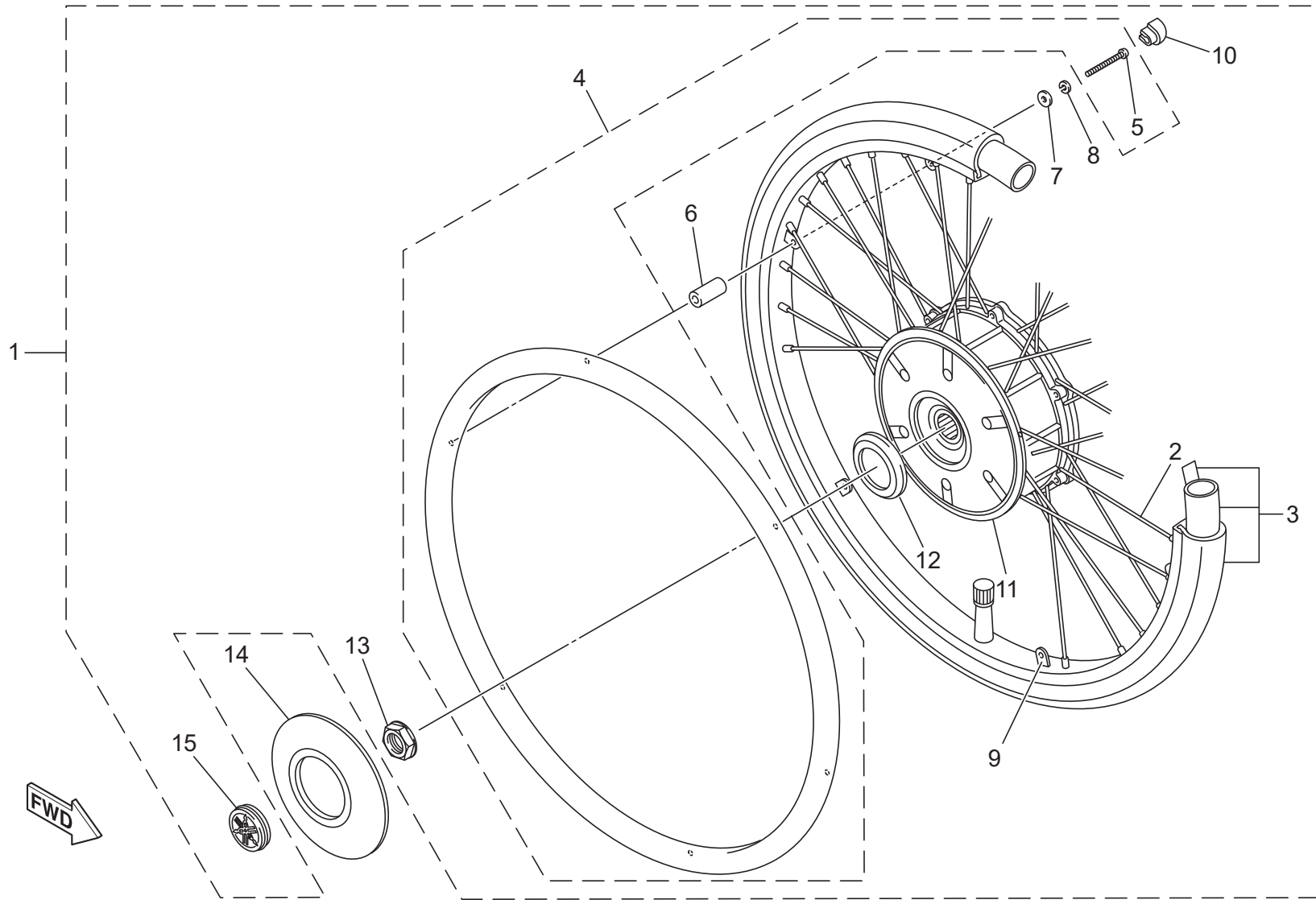


FIG. 2 24inch wheel assembly






No.	Part Number		Part Name	Qty.	Detail
1	X0F-W2500-A0		REAR WHEEL ASSEMBLY	2	24inch wheel assembly. Including Flange nut and Dust Cover
2	X0F-W2534-A0		• REAR SPOKE SET	2	For 24inch (one) wheel, 36(18x2) spokes and 36 nipples. Including Flange nut
3	X0C-W2538-A1		• REAR TIRE SET	2	24inch tire, tube and rim band set. Including Flange nut
4	X0F-2255A-10		PIPE ASSEMBLY 1	2	24inch metal handrim one piece and bolts
	X0F-2255A-60				24inch coated handrim one piece and bolts
5	X0C-25411-00		• • BOLT, FITTING	12	6 for one side wheel. Tightening torque: 4-5Nm
6	X0C-25192-00		• STAY	12	6 for one side wheel.
7	92902-05200		• WASHER, PLAIN	12	6 for one side wheel.
8	92902-05100		• WASHER, SPRING	12	6 for one side wheel.
9	X0F-2539F-00		• PLATE 1	12	6 for one side wheel.
10	X0C-25188-00		• CAP	12	6 for one side wheel.
11	X0F-25336-03		• RING 2	2	Plastic hub outer ring
12	X0F-25335-00		• CAP	2	
13	X0F-W2511-A0		NUT,FLANGE	2	Tightning torque 100Nm
14	X0C-2532A-A1		CAP, REAR WHEEL	2	Silver, with adhesive tape applied
	X0C-2532A-B0				Black, with adhesive tape applied
15	X0F-25367-01		COVER, DUST	2	Black rubber cap

FIG. 3 Joystick controller unit

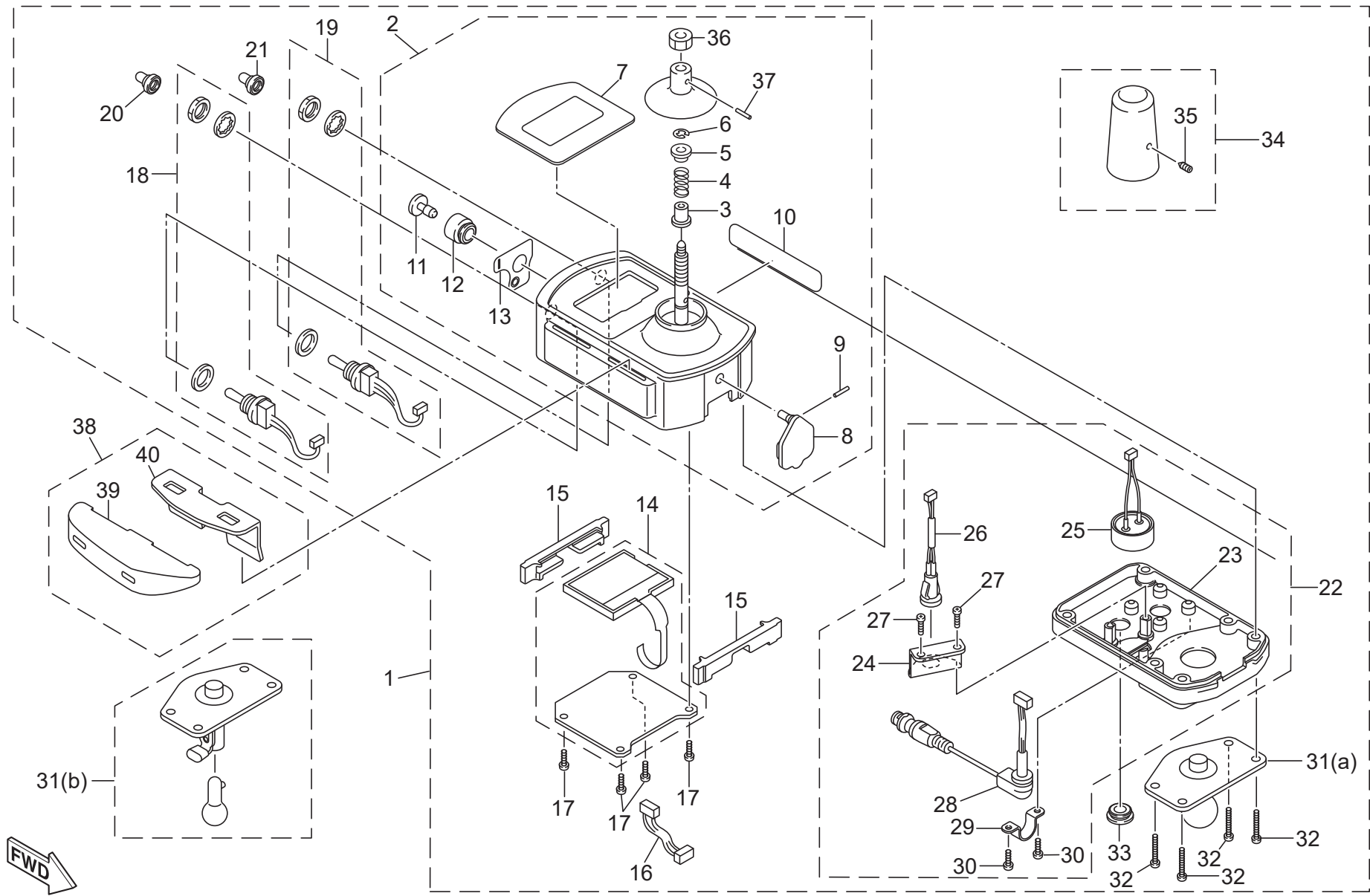


FIG. 3 Joystick controller unit

No.	Part Number	Part Name	Qty.	Detail
1	X0F-48110-A3	REMOTE CONTROLLER ASSEMBLY	1	Joystick unit with fixed type bracket 1 (No.32 (a))
	X0F-48110-B3			Joystick unit with detachable type bracket 1 (No.32 (b))
2	X0F-482A0-A2	• JOYSTICK CONTROLLER ASSEMBLY	1	
3	X0F-48243-00	•• BUSH 3	1	
4	X0F-48141-00	•• SPRING, CONTROLLER LEVER	1	Joystick operation force controlling spring. See service manual.
5	X0F-48263-00	•• BUSH 4	1	
6	99009-06400	•• CIRCLIP	1	Not reusable
7	X0F-4811A-A0	•• LABEL 1	1	Transparent plastic cover. Anti-tarnish applied. Don't touch back surface.
8	X0F-82375-01	•• COVER, PLUG CAP	1	Rubber USB jack cover
9	93602-13177	•• PIN, DOWEL	1	To secure USB jack cover
10	X0C-2118K-A2	•• LABEL, CAUTION	2	See owner's manual' label, Affixed on both left/right surface.
11	X0F-8396K-00	•• BUTTON	1	Horn button
12	X0F-83634-00	•• GROMMET	1	Horn button holding grommet
13	X0F-4811B-01	•• LABEL 2	1	
14	X0F-8721A-A0	• CONT.BOX ASSY.	1	Including LCD and Circuit board
15	X0F-8358W-00	• HOLDER, DISPLAY	2	Rubber display holder
16	X0F-8332N-00	• WIRE 2, LEAD	1	Connecting cable
17	97707-30508	• SCREW	4	To secure circuit board
18	X0F-82508-00	• MAIN SWITCH ASSEMBLY	1	Power switch with rubber grommet, rosette washer and nut. Nut tightening torque: 1.4-1.6Nm
19	X0F-86288-00	• SELECT SWITCH 1	1	Speed control switch with rubber grommet, rosette washer and nut. Nut tightening torque: 1.4-1.6Nm
20	X0C-83956-00	• CAP 1	1	Yellow switch cover
21	X0C-83957-00	• CAP 2	1	Black switch cover
22	X0F-8398E-A0	• SWITCH CASE ASSEMBLY, UNDER	1	
23	X0F-83987-00	•• CASE, UNDER SWITCH	1	Plastic bottom case
24	X0F-8396C-00	•• PLATE, GUIDE	1	Metal bracket to secure horn and connector
25	X0F-83370-00	•• HORN ASSEMBLY	1	Horn
26	X0F-85598-00	•• CONNECTOR, WIRE	1	Smart Tune wire jack
27	97707-30508	•• SCREW	2	To secure guide plate. Tightening torque: 0.4-0.6Nm
28	X0F-88146-01	•• CABLE	1	
29	X0F-83599-00	•• GUIDE, WIRE	1	
30	97707-30508	•• SCREW	2	To secure wire guide. Tightening torque: 0.4-0.6Nm
31	X0F-83955-00	• BRACKET 1	1	(a) Fixed type bracket
	X0F-48530-A0			(b) Detachable type bracket
32	97707-40525	• SCREW, PAN HEAD TAPPING	6	To secure bottom case and bracket. Tightening torque: 1.1-1.4Nm
33	X0C-17481-00	• PLUG, BLIND	1	Rubber plug to cover Smart Tune jack
34	X0F-481C0-01	• KNOB ASSEMBLY	1	Joystick knob assembly
35	92A08-03108	•• SET SCREW	1	To secure knob. Tightening torque: 0.1-0.3Nm
36	95380-06700	Nut	1	For new black shaft
37	93602-13177	• PIN, DOWEL	1	Thin pin for old silver shaft
	93603-16219			Thick pin for new black shaft
38	X0F-481D0-10	PLATE ASSEMBLY	1	Palm rest plate assembly
39	X0F-48143-00	• PLATE 1, STOPPER	1	Plastic part
40	X0F-48144-00	• PLATE 2, STOPPER	1	Metal plate

FIG. 4 Remote control unit for self (1)

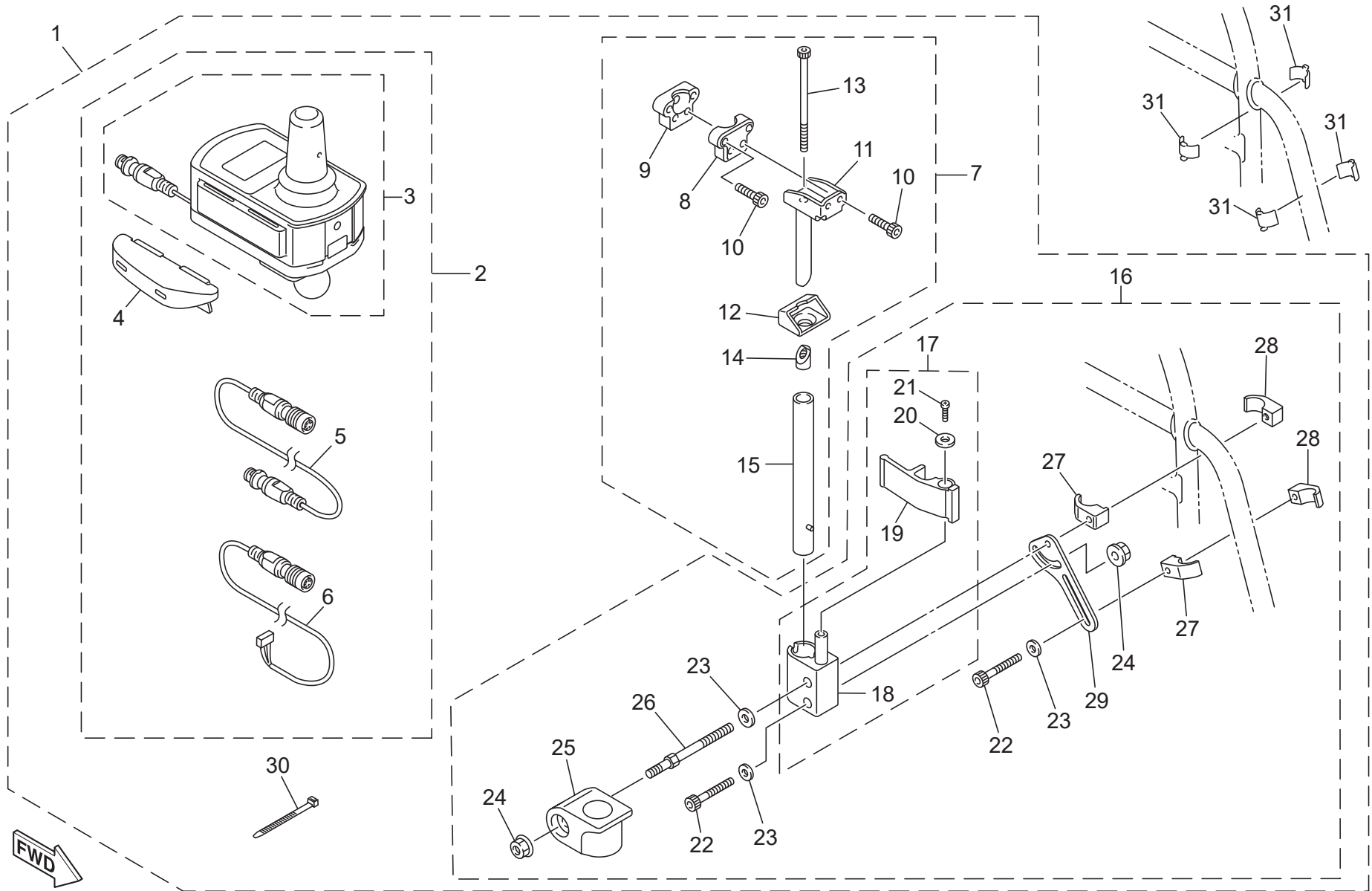


FIG. 4 Remote control unit for self (1)

No.	Part Number	Part Name	Qty.	Detail
1	X0F-48102-A1	R1R	1	
2	X0F-48102-C1	• REMOTE CONTROLLER ASSEMBLY	1	
3	X0F-48110-A3	•• REMOTE CONTROLLER ASSEMBLY	1	Joystick controller with detachable ball joint, refer to FIG.3
4	X0F-481D0-10	•• PLATE ASSEMBLY	1	Palm rest assembly, refer to FIG. 3
5	X0C-48321-01	•• CABLE, REMOTE CONTROLLER	1	Frame line split cable
6	X0C-48381-01	•• CABLE, REMOTE CONTROLLER	1	Battery seat side split cable
7	X0F-48160-00	• UPPER HOLDER ASSEMBLY	1	
8	X0C-24847-00	•• HOLDER 1	1	Hole type
9	X0C-24848-00	•• HOLDER 2	1	Thread type
10	91317-06025	•• BOLT, HEXAGON SOCKET HEAD	4	Tightening torque: 6-8Nm
11	X0C-26112-00	•• BAR, HANDLE	1	
12	X0C-26147-00	•• BOOT, HANDLE	1	Rubber boot
13	91312-06100	•• BOLT, HEXAGON SOCKET HEAD	1	Tightening torque: 14-16Nm
14	XA2-2612J-00	•• NUT, HANDLE	1	Lock nut
15	X0F-26120-02	•• HANDLE ASSEMBLY	1	Total length approx. 205mm (standard, initially installed)
	X0F-26120-12			Total length approx. 255mm (option)
	X0F-26120-22			Total length approx. 155mm (option)
16	X0F-48180-A0	• UNDER HOLDER ASSEMBLY	1	Chair frame side holder unit
17	X0F-26170-A1	•• CONTROL LEVER ASSEMBLY	1	Boss and lever assembly
18	X0F-2612F-01	••• BOSS	1	
19	X0F-26164-00	••• LEVER 1	1	
20	90201-043H5	••• WASHER, PLAIN	1	
21	97707-40514	••• SCREW, PAN HEAD TAPPING	1	Tightening torque: 1.1-1.4Nm
22	91312-06035	•• BOLT, HEXAGON SOCKET HEAD	2	Tightening torque: 14-16Nm
23	92902-06200	•• WASHER, SPRING	3	
24	95602-06200	•• NUT, SELF LOCKING FLANGE	2	Tightening torque: 5-8Nm
25	XA2-2639F-11	•• HOLDER 2	1	
26	X0C-26225-00	• BOLT, HANDLE	1	Tightening torque: 14-16Nm
27	XA2-2612E-00	•• BRACKET	2	Hole type, for ϕ 22mm pipe, option
	X0C-2612E-01			Hole type, for ϕ 26mm pipe, standard
28	XA2-2612K-00	•• BRACKET 2	2	Thread type, for ϕ 22mm pipe, option
	X0C-2612K-01			Thread type, for ϕ 26mm pipe, standard
29	XA2-2615E-00	•• PLATE, STOPPER	1	
30	\$AB150-W-JW	• TIE 150MM	18	
31	XA2-26158-00	PLATE, SIDE	4	Spacer plate for ϕ 19 pipe
	XA2-26158-10			Spacer plate for ϕ 16-17 pipe
	XA2-26158-20			Spacer plate for ϕ 15 pipe

FIG. 5 Remote control unit for self (2)

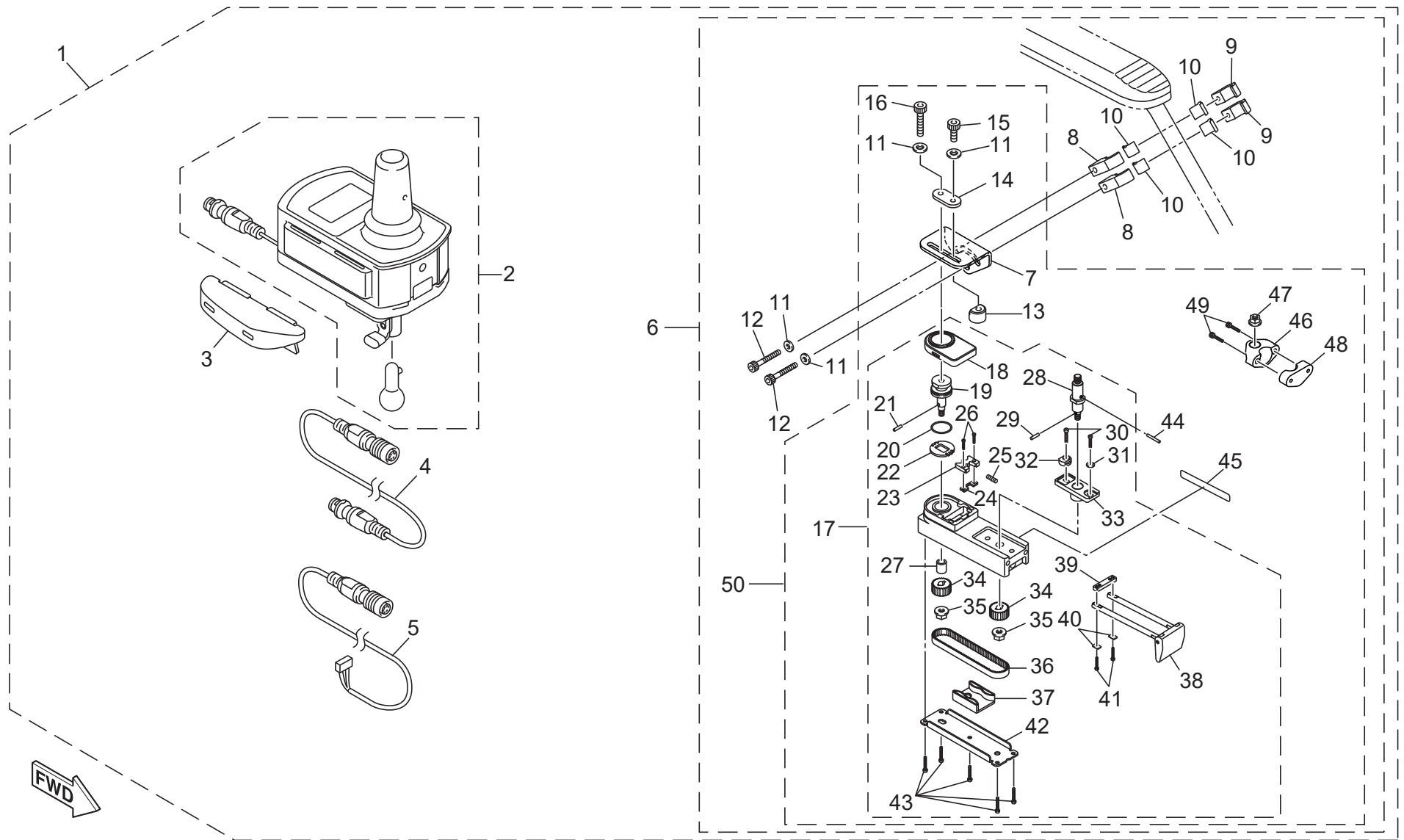


FIG. 5 Remote control unit for self (2)

No.	Part Number	Part Name	Qty.	Detail
1	X0F-48102-D1	X0F R1R	1	
2	X0F-48110-B3	•• JOYSTICK CONTROLLER ASSEMBLY	1	Joystick controller with detachable ball joint, refer to FIG.3
3	X0F-481D0-10	•• PLATE ASSEMBLY	1	Palm rest assembly, refer to FIG. 3
4	X0C-48321-01	•• CABLE, REMOTE CONTROLLER	1	Frame line split cable
5	X0C-48381-01	•• CABLE, REMOTE CONTROLLER	1	Battery seat side split cable
6	X0F-48160-D0	• UPPER HOLDER ASSEMBLY 2	1	Sliding bracket assembly
7	X0F-46295-00	•• BRACKET, ARM	1	
8	XA2-2612E-00	•• BRACKET	2	Hole type, for $\phi 22$ mm frame pipe
9	XA2-2612K-00	•• BRACKET 2	2	Thread type, for $\phi 22$ mm frame pipe
10	X0F-4819A-00	•• EXTENSION PLATE SET	1	Spacer plate 4pcs, for 19mm frame pipe
11	92902-06200	•• WASHER, SPRING	4	
12	91312-06035	•• BOLT, HEXAGON SOCKET HEAD	2	Tightening torque: 11-13Nm
13	X0C-45721-00	•• NUT, LOCK	1	Lock nut for initial position adjusting
14	X0C-46336-00	•• PLATE 1	1	
15	91317-06016	•• BOLT, HEXAGON SOCKET HEAD	1	Tightening torque: 8-10Nm
16	91317-06020	•• BOLT, HEXAGON SOCKET HEAD	1	Tightening torque: 8-10Nm
17	X0F-46310-50	•• CASE ASSEMBLY	1	Slide bracket main unit
18	X0F-46154-00	••• COVER, HOUSING	1	
19	X0F-4633G-00	••• SHAFT	1	Frame side pivot shaft
20	93210-22ME5	••• O-RING	1	
21	93603-12007	••• PIN, DOWEL	1	
22	X0F-46326-00	••• GEAR 1, WHEEL	1	
23	X0F-4636A-00	••• DOG, CLUTCH	1	
24	X0F-47466-01	••• SPACER	1	
25	X0F-46277-00	••• SPRING, RETURN	1	
26	98502-03012	••• SCREW, PAN HEAD	2	Tightening torque: 0.4-0.6Nm
27	X0F-46368-00	••• COLLAR, IDLER	1	
28	X0F-46335-00	••• SHAFT 1	1	Joystick controller side shaft
29	93603-12007	••• PIN, DOWEL	1	
30	97707-40520	••• SCREW, PAN HEAD TAPPING	2	Tightening torque: 1.1-1.4Nm
31	92907-04200	••• WASHER, PLAIN	1	
32	X0F-46223-00	••• CAM	1	
33	X0F-46212-00	••• BOSS 1	1	

FIG. 5 Remote control unit for self (2)

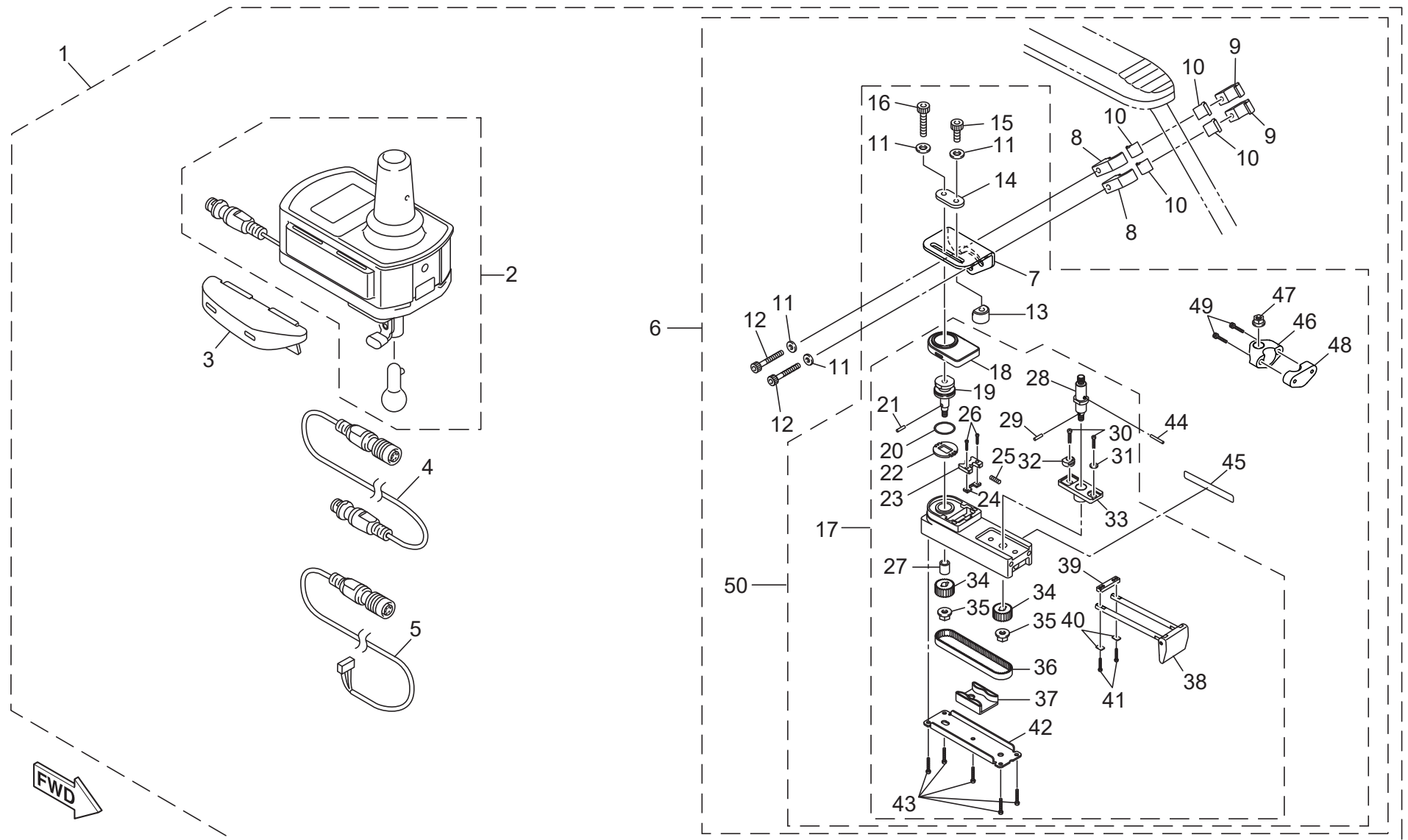


FIG. 5 Remote control unit for self (2)

No.	Part Number	Part Name	Qty.	Detail
34	X0F-46257-00	••• PULLEY 2	2	
35	95607-06200	••• NUT, SELF LOCK FLANGE	2	Tightening torque: 6-8Nm
36	X0F-46241-00	••• BELT	1	Direction holding belt
37	X0F-4632K-00	••• PLATE, ADJUSTING	1	
38	X0F-45818-00	••• LEVER 1	1	Position lock release lever
39	X0F-47341-02	••• SPACER	1	
40	X0F-45618-01	••• WASHER 1	2	
41	98502-03012	••• SCREW, PAN HEAD	2	Tightening torque: 0.4-0.6Nm
42	X0F-47519-00	••• PLATE	1	Bottom plate
43	97707-40514	••• SCREW, PAN HEAD TAPPING	5	Tightening torque: 1.1-1.4Nm
44	93603-16219	•• PIN, DOWEL	1	
45	X0C-83585-A1	•• LABEL	1	'Fold down grip' label
46	X0F-24847-00	•• HOLDER 1	1	
47	95607-08200	•• NUT, SELF LOCK FLANGE	1	Tightening torque: 9-11Nm
48	X0C-46239-01	•• STOPPER	1	
49	91317-06020	•• BOLT, HEXAGON SOCKET HEAD	2	Tightening torque: 6-8Nm
50	X0F-48160-E0	UPPER HOLDER ASSY 2		

FIG. 6 Remote control unit for self (3)

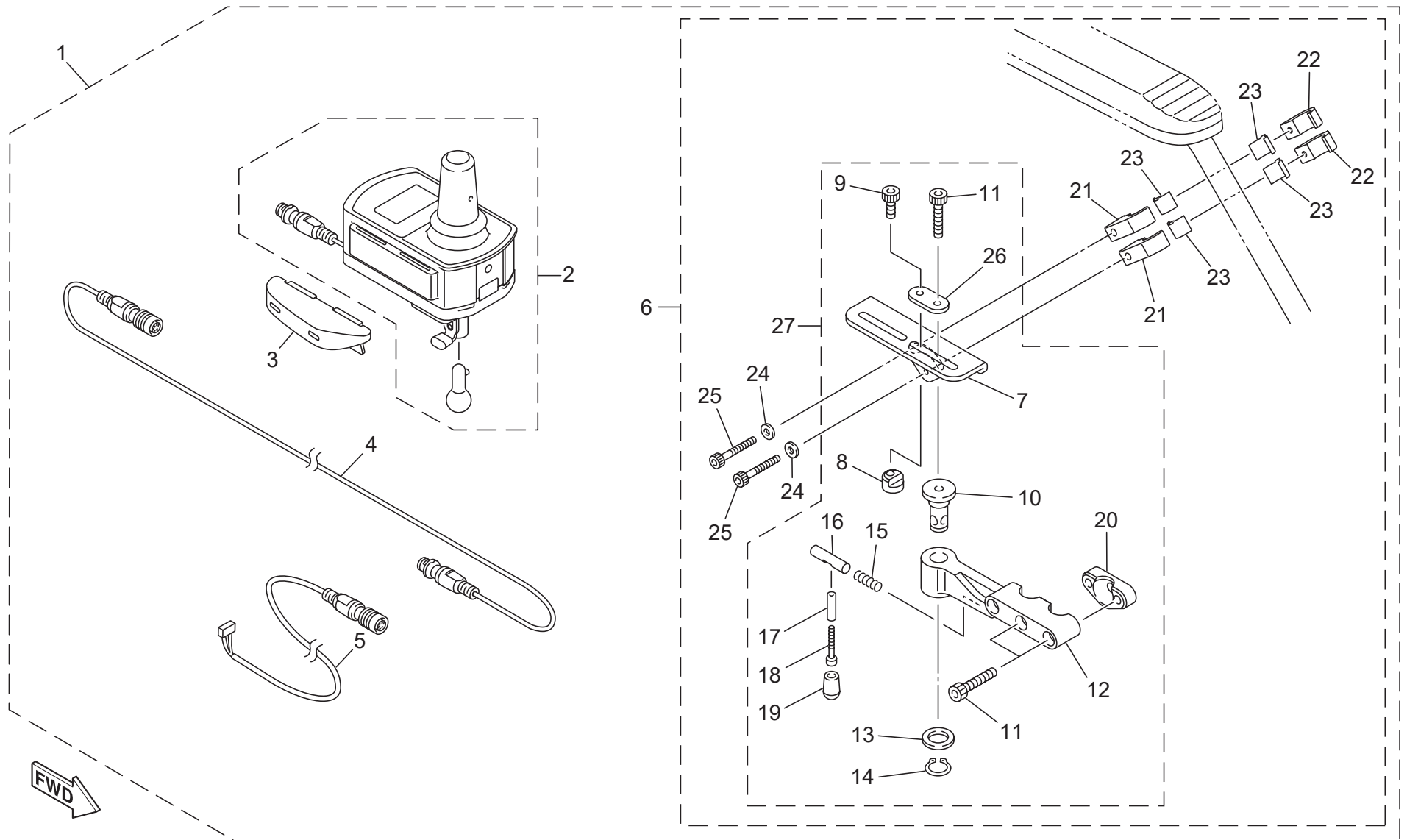


FIG. 6 Remote control unit for self (3)

No.	Part Number	Part Name	Qty.	Detail
1	X0F-48102-B1	X0F R1R	1	
2	X0F-48110-B3	• REMOTE CONTROLLER ASSEMBLY	1	Joystick controller with detachable ball joint, refer to FIG.2
3	X0F-481D0-10	•• PLATE ASSEMBLY	1	Palm rest assembly, refer to FIG. 3
4	X0C-48321-01	•• CABLE, REMOTE CONTROLLER	1	Frame line split cable
5	X0C-48381-01	•• CABLE, REMOTE CONTROLLER	1	Battery seat side split cable
6	X0C-48160-C0	• UPPER HOLDER ASSEMBLY 2	1	Swing-out type controller holder assembly
7	X0C-46295-00	•• BRACKET, ARM	1	
8	X0C-45721-00	•• NUT, LOCK	1	Lock nut for initial position adjusting
9	91317-06014	•• BOLT, HEX. SOCKET HEAD	1	Tightening torque: 6-8Nm
10	X0C-47337-00	•• SHAFT, PIVOT	1	
11	91317-06020	•• BOLT, HEX. SOCKET HEAD	3	Tightening torque: 6-8Nm
12	X0C-46266-00	•• ARM 1	1	
13	90201-12163	•• WASHER, PLAIN	1	
14	99009-12400	•• CIRCLIP (S)	1	
15	90501-077J3	•• SPRING, COMPRESSION	1	
16	X0C-46259-00	•• STOPPER 2	1	
17	X0C-46153-00	•• COLLAR, GUIDE	1	
18	91317-03025	•• BOLT, HEX. SOCKET HEAD	1	Tightening torque: 1.2-1.6Nm
19	X0C-46231-00	•• CAP	1	
20	X0C-46239-01	•• STOPPER	1	
21	XA2-2612E-00	•• BRACKET	2	For 22mm dia. frame pipe, 'hole' type
22	XA2-2612K-00	•• BRACKET 2	2	For 22mm dia. frame pipe, 'thread' type
23	XA2-26158-00	•• PLATE 1, SIDE	4	Spacer plate for 19mm dia. frame pipe
24	92902-06200	•• WASHER, SPRING	2	
25	91312-06035	•• BOLT, HEX. SOCKET HEAD	2	Tightening torque: 14-16Nm
26	X0C-46336-00	•• PLATE 1	1	
27	X0C-48160-D0	UPPER HOLDER ASSY 2	1	

FIG. 7 Remote control unit for assistant (Optional)

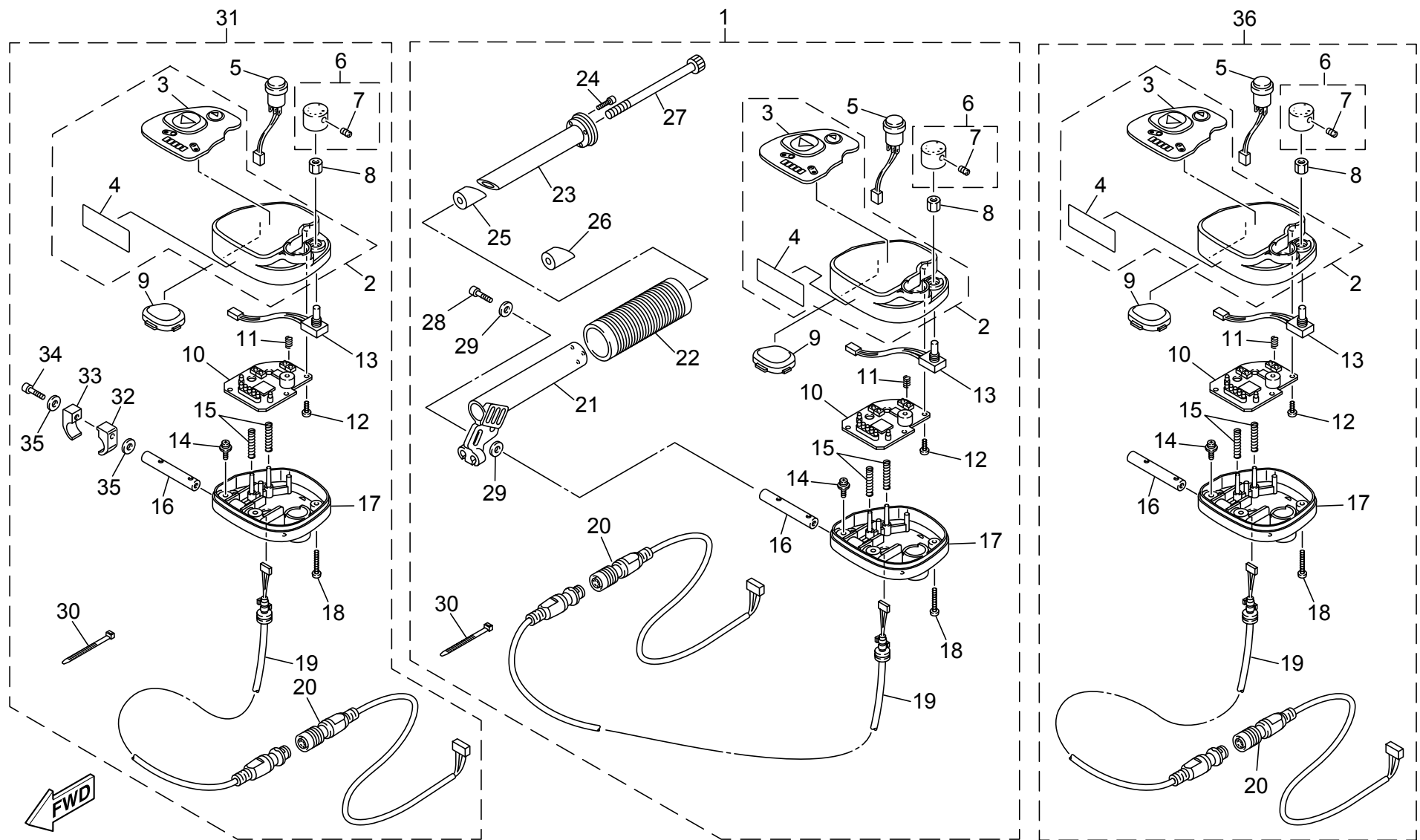


FIG. 7 Remote control unit for assistant (Optional)

No.	Part Number	Part Name	Qty.	Detail
1	X0F-48202-A1	R2R		Assistant controller assembly with grip, cable 2 (No.21) length: 400mm
2	X0F-8397A-A0	•• UPPER CASE ASSEMBLY 1, SWITCH	1	With labels
3	X0C-82377-00	••• LABEL	1	Indicator panel cover
4	X0C-2118K-A2	••• LABEL, CAUTION	1	Caution label
5	X0C-8596A-00	•• POWER SWITCH ASSEMBLY	1	
6	X0C-8276E-00	•• KNOB COMPLETE 1	1	
7	X0C-48127-00	••• SCREW 1	1	To secure knob (No. 7), tightening torque: 0.3-0.4Nm
8	X0C-8333G-00	•• NUT, SPECIAL	1	
9	X0C-87281-00	•• CAP, SWITCH	1	
10	X0F-85921-00	•• PRINT BOARD ASSEMBLY 2	1	
11	X0C-48561-00	•• SPRING 1	1	For backward switch
12	97707-30508	•• SCREW	3	To secure print board assembly 2 (No.11), tightening torque: 0.4-0.6Nm
13	X0C-85680-00	•• SPEED LIMITTER ASSEMBLY	1	Tightening torque to assemble to special nut (No. 9): 0.8-1.2Nm
14	97602-04208	•• SCREW, WITH WASHER	2	Tightening torque: 1.5-2.0Nm
15	X0C-8396M-01	•• SPRING, BUTTON	2	
16	X0C-4633E-00	•• BAR 1	1	
17	X0F-8353H-00	•• CASE, UNDER	1	
18	97707-30514	•• SCREW, PAN HEAD TAPPING	3	To secure under case (No.18), tightening torque:0.6-0.8Nm
19	X0C-88146-01	•• CABLE	1	Controller side detachable cable
20	X0C-88147-01	•• CABLE 2	1	Battery seat side detachable standard cable, length: 400mm
	X0C-88147-A1			Battery seat side detachable optional cable, length: 600mm
21	XA2-82911-01	• HOLDER 1, LEVER	1	
22	XA7-26241-00	• GRIP 1	1	
23	XA2-26246-01	• END, GRIP	1	
24	91317-03010	• BOLT, HEXAGON SOCKET HEAD	3	To secure grip end (No.24), tightening torque: 1.0-1.5Nm
25	XA2-26258-02	• NUT, LOCK	1	For over 18mm inner diameter frame pipe
26	XA2-26258-10	• NUT, LOCK	1	For 16-18 inner diameter frame pipe
27	91317-06100	• BOLT, HEXAGON SOCKET HEAD	1	To secure lever holder (No.22), tightening torque: 11-13Nm
28	91317-06020	•• BOLT, HEXAGON SOCKET HEAD	1	Tightening torque: 12-16Nm
29	92907-06200	•• WASHER, SPRING	2	
30	90465-10098	•• CLAMP	3	
31	X0F-48202-B2	R2R	1	Assistant controller assembly without grip, cable 2 (No.21) length: 400mm
32	XA2-2612E-00	• BRACKET	1	
33	X0D-2612K-00	• BRACKET 2	1	
34	91312-06050	• BOLT, HEXAGON SOCKET HEAD	1	Tightening torque: 12-16Nm
35	92902-06200	• WASHER, SPRING	2	
36	X0F-48202-C1	• REMOTE CONTROLLER ASSEMBLY	1	Assistant controller assembly, cable 2 (No.21) length: 600mm

FIG. 8 16inch wheel right drive unit (Fixed battery seat type)

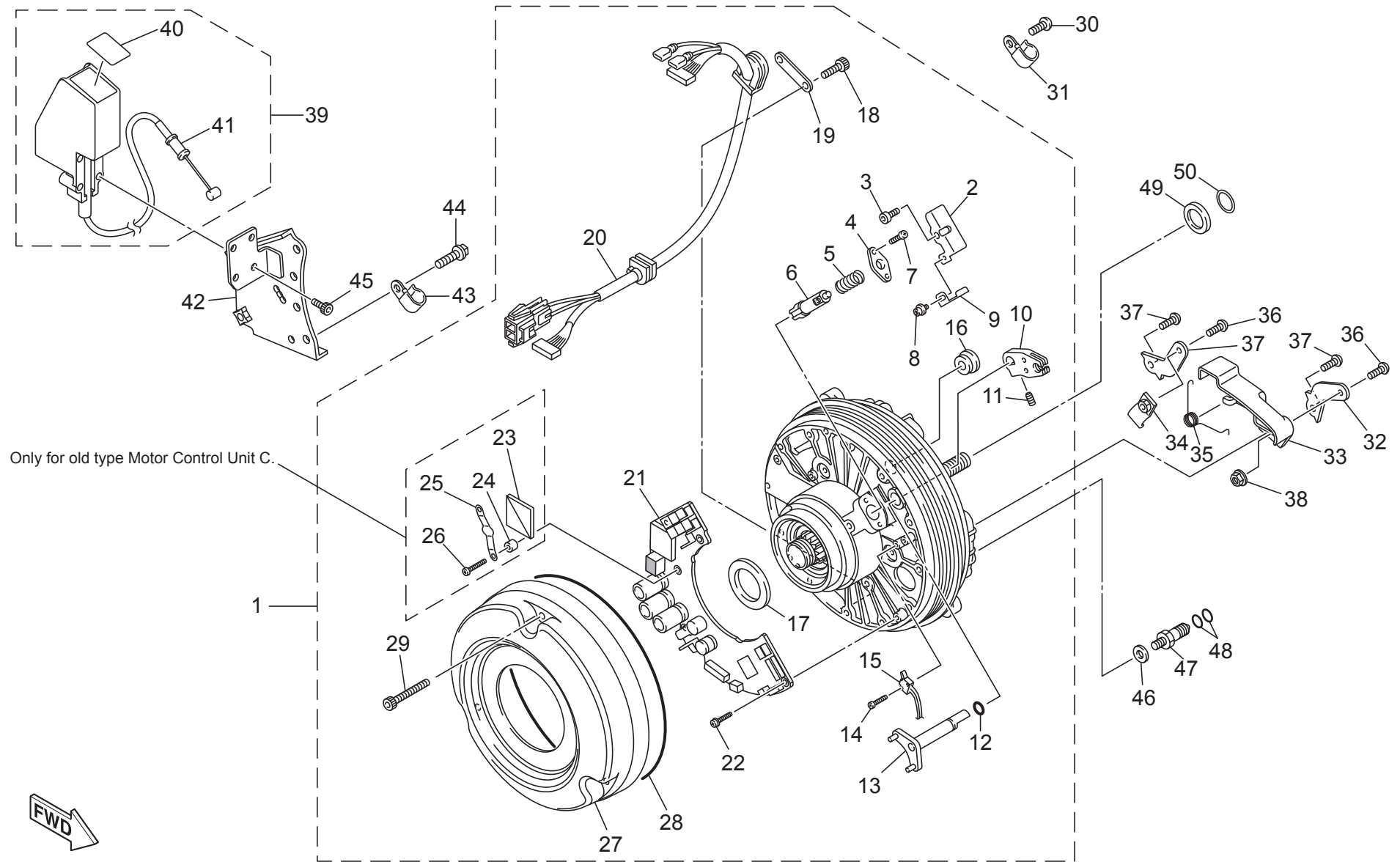


FIG. 8 16inch wheel right drive unit (Fixed battery seat type)

No.	Part Number	Part Name	Qty.	Detail
1	X0F-463A4-A0	DRIVE UNIT BASE, R1	1	For 16inch model, fixed type battery seat models
2	X0C-45693-00	• PLATE 1, SHIFT	1	Clutch shift plate
3	90110-04001	• BOLT HEXAGON SOCKET	1	Tightening torque: 3.0-4.5Nm
4	X0C-45723-00	• PLATE, SEAL	1	
5	X0C-16333-00	• SPRING 1, CLUTCH	1	
6	X0C-45637-00	• PIN, STOPPER	1	
7	98502-03014	• SCREW, PAN HEAD	2	Tightening torque: 3.0-4.5Nm
8	97602-03206	• SCREW, PAN HEAD WITH WASHER	1	Tightening torque: 3.0-4.5Nm
9	X0C-48177-01	• PLATE, ADJUSTING	1	
10	X0C-26347-00	• JOINT, WIRE	1	
11	90152-31J508	• SET SCREW	1	Tightening torque: 3.0-4.5Nm
12	93210-04122	• O-RING	1	
13	X0C-45814-00	• SHAFT 1, CLUTCH	1	
14	90166-02J210	• SCREW, PAN HEAD	2	Tightening torque: 3.0-4.5Nm
15	X0C-8259E-00	• SWITCH ASSEMBLY	1	
16	X0C-17481-00	• PLUG 1, BLIND	1	
17	X0C-2511B-00	• SEAL, OIL	1	Urethane flat O-ring
18	91317-03008	• BOLT, SOCKET HEAD	2	To secure Wire guide 1 (No.19) Tightening torque: 3.0-4.5Nm
19	X0C-83599-00	• GUIDE, WIRE	1	
20	X0C-86526-01	• WIRE 6	1	Wire length: 470mm, for fixed type battery seat models
21	X0F-86501-A1	• MOTOR CONTROL UNIT C	1	The circuit board assembly for 16inch model. X0FA-000101~ Old: Motor Control Unit C.* X0FA-200101~ Current: Motor Control Unit C. *The old one and the current one cannot be mixed, if the old one is broken, replace both circuit board in the left and right drive unit with current ones. When replacing the old one with new one, two additional No.22 bolts are required and No.23,24,25 and 26 are unnecessary.
22	97607-03210	• SCREW, PAN HEAD WITH WASHER	5	To secure circuit board (No.21) Tightening torque 0.4-0.6Nm
23	X0C-86515-00	• PLATE, HEAT SINK	1	Aluminum heat release plate (only for old Motor Control Unit C)
24	X0C-87294-00	• SPACER 1	2	White pipe (only for old Motor Control Unit C)
25	X0C-8A970-00	• SPRING	1	Spring plate (only for old Motor Control Unit C)
26	98502-03014	• SCREW, PAN HEAD	2	To secure spring (No.25) Tightening torque 0.4-0.6Nm (only for old Motor Control Unit C)
27	X0C-46313-10	• COVER, TRANSMISSION	1	Plastic clear cover
28	X0C-46136-00	• SEAL 1	1	Rubber O-ring
29	98902-04025	• SCREW, BINDING HEAD	3	To secure cover (No.27) Tightening torque 1.5-2.5Nm
30	92012-06010	BOLT, BUTTON HEAD	1	To secure Clamp (No.31) Tightening torque 3.0-4.5Nm

FIG. 8 16inch wheel right drive unit (Fixed battery seat type)

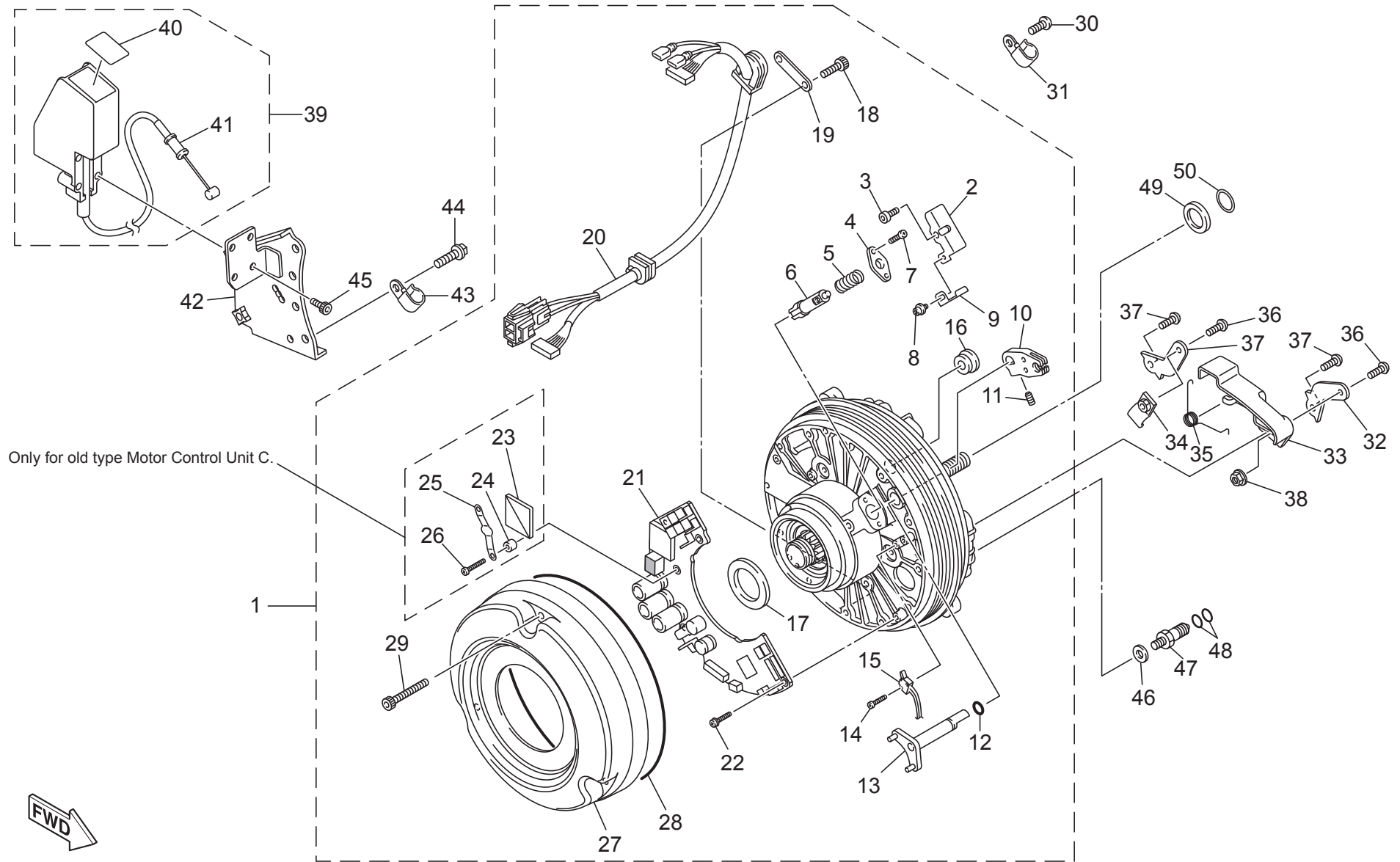


FIG. 8 16inch wheel right drive unit (Fixed battery seat type)

No.	Part Number	Part Name	Qty.	Detail
31	90462-06008	CLAMP	1	To secure the wire (No.20)
32	X0C-2637G-00	HOLDER 1, WIRE	2	
33	X0D-2637A-00	COVER 2, LEVER	1	
34	X0C-2637H-00	HOLDER 2, WIRE	1	
35	X0D-16334-00	SPRING 2, CLUTCH	1	
36	91317-05010	BOLT, HEXAGON SOCKET HEAD	2	To secure Cover 2 (No.33), Holder 2 (No.34) Tightening torque: 3.5-4.5Nm
37	92017-06012	BOLT, BUTTON HEAD	2	To secure Holder 1 (No.32) Tightening torque: 6-8Nm
38	95302-05700	NUT, HEXAGON	1	
39	X0D-25360-A0	CLUTCH ASSEMBLY 1	1	
40	X0D-28446-A0	• LABEL 1	1	"MANUAL/POWER" label
41	X0D-26335-00	• WIRE, CLUTCH	1	Wire, single part
42	X0D-43615-01	PLATE 2, TILT LOCK	1	
43	90462-06008	CLAMP	1	
44	95817-06016	BOLT, FLANGE	1	To secure Tilt lock plate (No.42) tightening torque 9-11Nm Excluding same 3 bolts to secure battery seat assembly, see FIG. 13
45	97707-40616	SCREW, PAN HEAD TAPPING	4	To secure clutch assembly (No.39)
46	90201-06032	WASHER,PLAIN	1	
47	X0C-46432-A0	STOPPER	1	Reaction force stopper Tightening torque: 9-11Nm
48	93210-08006	O-RING	2	
49	X0C-25383-00	COLAR WHEEL SHAFT		
50	93440-12052	CIRCLIP		

FIG. 9 16inch wheel right drive unit (Separated battery seat type)

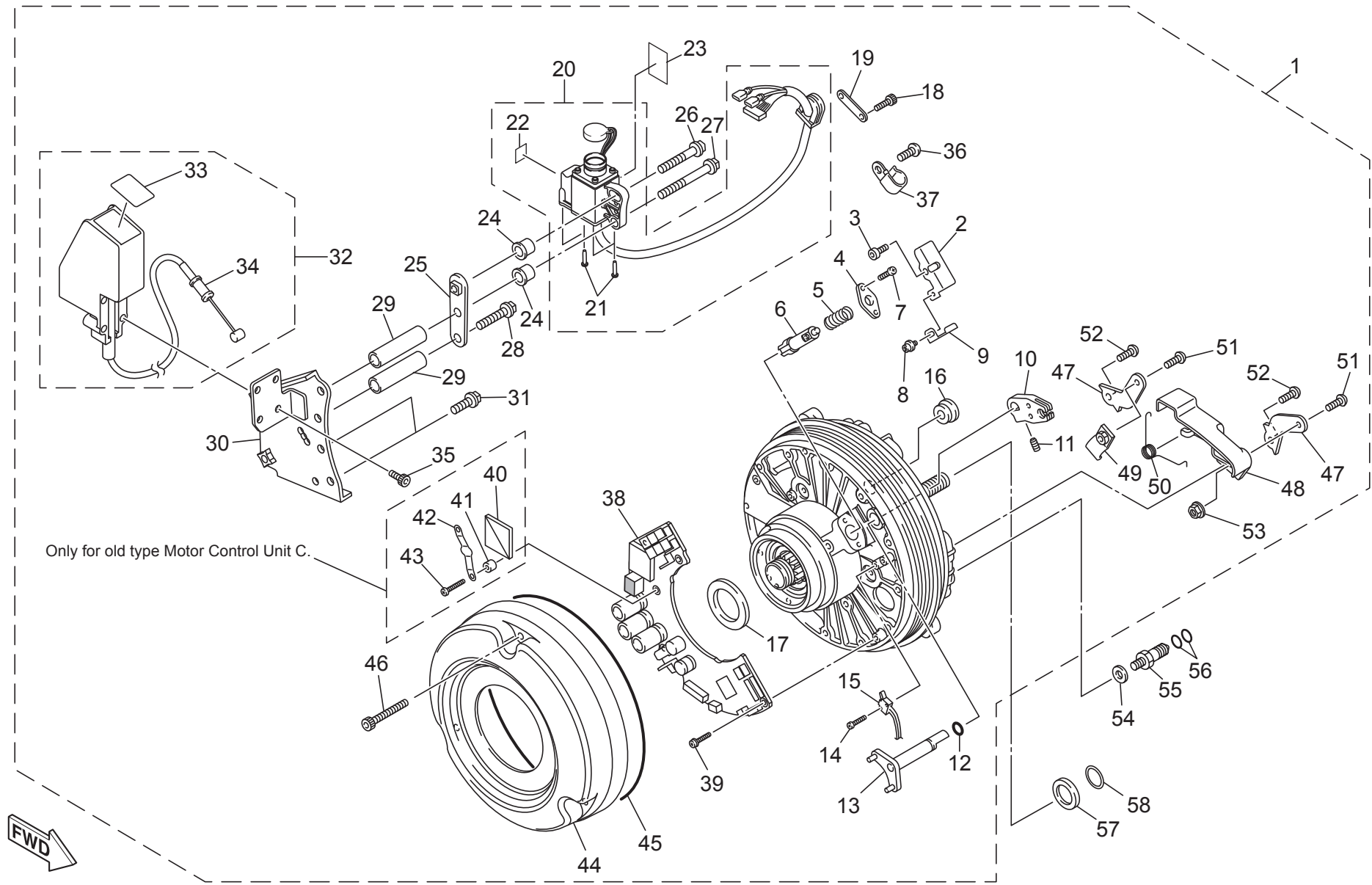


FIG. 9 16inch wheel right drive unit (Separated battery seat type)
















No.	Part Number		Part Name	Qty.	Detail
1	X0F-463A4-B0		DRIVE UNIT BASE, R1	1	For 16inch, separated type battery seat models
2	X0C-45693-00		• PLATE 1, SHIFT	1	Clutch shift plate
3	90110-04001		• BOLT, HEXAGON SOCKET	1	Tightening torque: 3.0-4.5Nm
4	X0C-45723-00		• PLATE, SEAL	1	
5	X0C-16333-00		• SPRING 1, CLUTCH	1	
6	X0C-45637-00		• PIN, STOPPER	1	
7	98502-03014		• SCREW, PAN HEAD	2	Tightening torque: 3.0-4.5Nm
8	97602-03206		• SCREW, PAN HEAD WITH WASHER	1	Tightening torque: 3.0-4.5Nm
9	X0C-48177-01		• PLATE, ADJUSTING	1	
10	X0C-26347-00		• JOINT, WIRE	1	
11	90152-31J508		• SET SCREW	1	Tightening torque: 3.0-4.5Nm
12	93210-04122		• O-RING	1	
13	X0C-45814-00		• SHAFT 1, CLUTCH	1	
14	90166-02J210		• SCREW, PAN HEAD	2	Tightening torque: 3.0-4.5Nm
15	X0C-8259E-00		• SWITCH ASSEMBLY	1	
16	X0C-17481-00		• PLUG 1, BLIND	1	
17	X0C-2511B-00		• SEAL, OIL	1	Urethane flat O-ring
18	91317-03008		• BOLT, SOCKET HEAD	2	To secure Wire guide 1 (No.19) Tightening torque: 3.0-4.5Nm
19	X0C-83599-00		• GUIDE, WIRE	1	
20	X0F-87239-00		• RECEPTACLE COMPLETE 2	1	
21	97707-30514		• • SCREW, PAN HEAD TAPPING	4	Tightening torque: 0.6-0.8Nm
22	X0E-8A8R2-00		• • LABEL 2	1	
23	X0E-81994-A0		• LABEL, SAFETY	1	
24	90387-062M3		• COLLAR	2	
25	X0F-87249-00		• PLATE	1	
26	95817-06020		• BOLT, FLANGE	1	Tightening torque: 9-11Nm
27	95817-06055		• BOLT, FLANGE	1	Tightening torque: 9-11Nm
28	95817-06040		• BOLT, FLANGE	1	Tightening torque: 9-11Nm
29	90387-06513		• COLLAR	2	
30	X0D-43615-01		• PLATE 2, TILT LOCK	1	
31	95817-06016		• BOLT, FLG.	2	To secure Tilt lock plate (No.30) tightening torque 9-11Nm
32	X0D-25360-A0		• CLUTCH ASSEMBLY 1	1	

FIG. 9 16inch wheel right drive unit (Separated battery seat type)

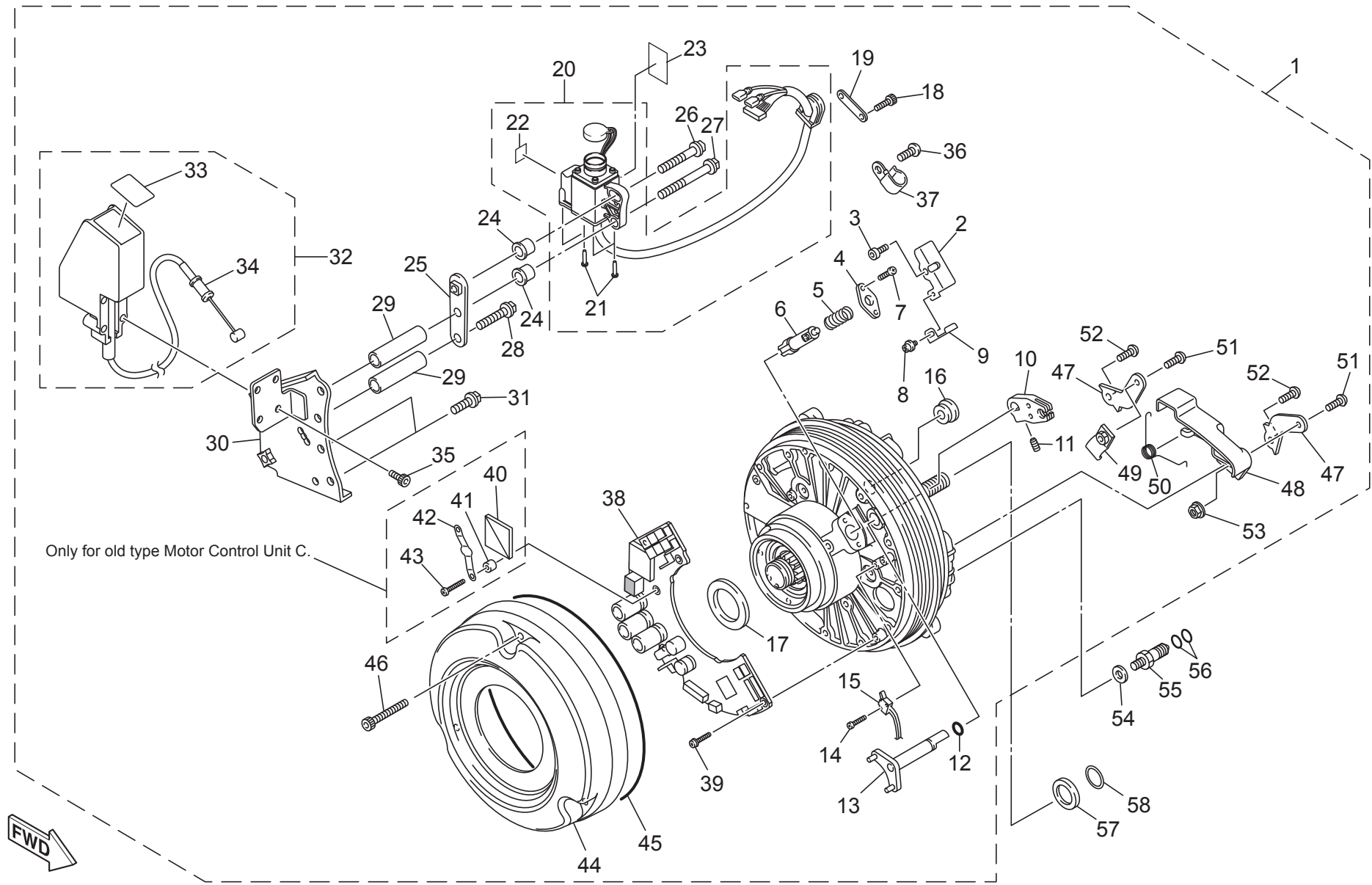


FIG. 9 16inch wheel right drive unit (Separated battery seat type)










No.	Part Number		Part Name	Qty.	Detail
33	X0D-28446-A0		• • LABEL 1	1	
34	X0D-26335-00		• • WIRE CLUTCH	1	Wire, single part
35	97707-40616		• SCREW, PAN HEAD TAPPING	4	To secure clutch assembly (No.32)
36	92012-06010		• BOLT, BUTTON HEAD	1	To secure the Clamp (No. 23) Tightening torque: 3.0-4.5Nm
37	90462-06008		• CLAMP	1	
38	X0F-86501-A1		• MOTOR CONTROL UNIT C	1	The circuit board assembly for 16inch model. X0FA-000101~ Old: Motor Control Unit C.* X0FA-200101~ Current: Motor Control Unit C. *The old one and the current one cannot be mixed, if the old one is broken, replace both circuit board in the left and right drive unit with current ones. When replacing the old one with new one, two additional No.39 bolts are required and No.40,41,42 and 43 are unnecessary.
39	97607-03210		• SCREW, PAN HEAD WITH WASHER	5	To secure circuit board (No.23) Tightening torque: 0.4-0.6Nm
40	X0C-86515-00		• PLATE, HEAT SINK	1	Aluminum heat release plate (only for old Motor Control Unit C)
41	X0C-87294-00		• SPACER 1	2	White pipe (only for old Motor Control Unit C)
42	X0C-8A970-00		• SPRING	1	Spring plate (only for old Motor Control Unit C)
43	98502-03014		• SCREW, PAN HEAD	2	To secure spring (No.26) Tightening torque: 0.4-0.6Nm (only for old Motor Control Unit C)
44	X0C-46313-10		• COVER, TRANSMISSION	1	Plastic clear cover
45	X0C-46136-00		• SEAL 1	1	Rubber O-ring
46	98902-04025		• SCREW, BINDING HEAD	3	To secure cover (No.29) Tightening torque: 1.5-2.5Nm
47	X0C-2637G-00		• HOLDER 1, WIRE	2	
48	X0D-2637A-00		• COVER 2, LEVER	1	
49	X0C-2637H-00		• HOLDER 2, WIRE	1	
50	X0D-16334-00		• SPRING 2, CLUTCH	1	
51	91317-05010		• BOLT, HEXAGON SOCKET HEAD	2	To secure Cover 2 (No.33), Holder 2 (No.34) Tightening torque: 3.5-4.5Nm
52	92017-06012		• BOLT,BUTTON HEAD	2	To secure Holder 1 (No.32) Tightening torque: 6-8Nm
53	95302-05700		• NUT HEXAGON	1	
54	90201-06032		WASHER,PLAIN	1	
55	X0C-46432-A0		STOPPER	1	Reaction force stopper Tightening torque: 9-11Nm
56	93210-08006		O-RING	2	
57	X0C-25383-00		COLAR WHEEL SHAFT		
58	93440-12052		CIRCLIP		

FIG. 10 24inch wheel right drive unit (Fixed battery seat type)

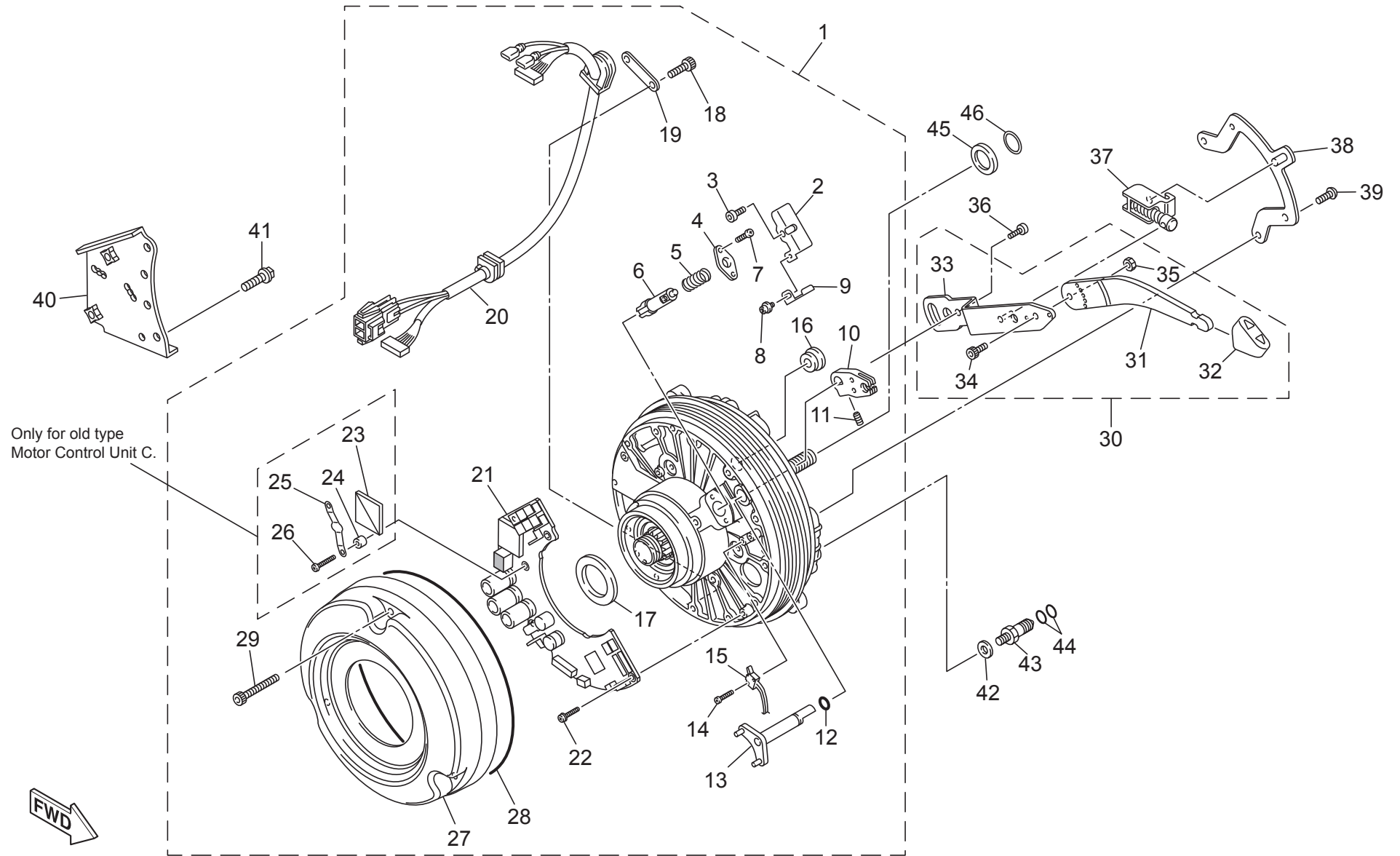


FIG. 10 24inch wheel right drive unit (Fixed battery seat type)
























No.	Part Number		Part Name	Qty.	Detail
1	X0F-463A4-C0		DRIVE UNIT BASE, R1	1	For 24inch model, fixed type battery seat models
2	X0C-45693-00		• PLATE 1, SHIFT	1	Clutch shift plate
3	90110-04001		• BOLT, HEXAGON SOCKET	1	Tightening torque: 3.0-4.5Nm
4	X0C-45723-00		• PLATE, SEAL	1	
5	X0C-16333-00		• SPRING 1, CLUTCH	1	
6	X0C-45637-00		• PIN, STOPPER	1	
7	98502-03014		• SCREW, PAN HEAD	2	Tightening torque: 3.0-4.5Nm
8	97602-03206		• SCREW, PAN HEAD WITH WASHER	1	Tightening torque: 3.0-4.5Nm
9	X0C-48177-01		• PLATE, ADJUSTING	1	
10	X0C-26347-00		• JOINT, WIRE	1	
11	90152-31J508		• SCREW, SET	1	Tightening torque: 3.0-4.5Nm
12	93210-04122		• O-RING	1	
13	X0C-45814-00		• SHAFT 1, CLUTCH	1	
14	90166-02J210		• SCREW, PAN HEAD	2	Tightening torque: 3.0-4.5Nm
15	X0C-8259E-00		• SWITCH ASSEMBLY	1	
16	X0C-17481-00		• PLUG 1, BLIND	1	
17	X0C-2511B-00		• SEAL, OIL	1	Urethane flat O-ring
18	91317-03008		• BOLT, SOCKET HEAD	2	To secure Wire guide 1 (No.19) Tightening torque: 3.0-4.5Nm
19	X0C-83599-00		• GUIDE, WIRE	1	
20	X0C-86526-01		• WIRE 6	1	Wire length: 470mm, for fixed type battery seat models
21	X0F-86501-B1		• MOTOR CONTROL UNIT C	1	The circuit board assembly for 24inch model. X0FB-000101~ Old: Motor Control Unit C.* X0FB-200101~ Current: Motor Control Unit C. *The old one and the current one cannot be mixed, if the old one is broken, replace both circuit board in the left and right drive unit with current ones. When replacing the old one with new one, two additional No.22 bolts are required and No.23,24,25 and 26 are unnecessary.
22	97607-03210		• SCREW, PAN HEAD WITH WASHER	5	To secure circuit board (No.23) Tightening torque: 0.4-0.6Nm
23	X0C-86515-00		• PLATE, HEAT SINK	1	Aluminum heat release plate (only for old Motor Control Unit C)
24	X0C-87294-00		• SPACER 1	2	White pipe (only for old Motor Control Unit C)
25	X0C-8A970-00		• SPRING	1	Spring plate (only for old Motor Control Unit C)
26	98502-03014		• SCREW, PAN HEAD	2	To secure spring (No.26) Tightening torque: 0.4-0.6Nm (only for old Motor Control Unit C)
27	X0C-46313-10		• COVER, TRANSMISSION	1	Plastic clear cover
28	X0C-46136-00		• SEAL 1	1	Rubber O-ring

FIG. 10 24inch wheel right drive unit (Fixed battery seat type)

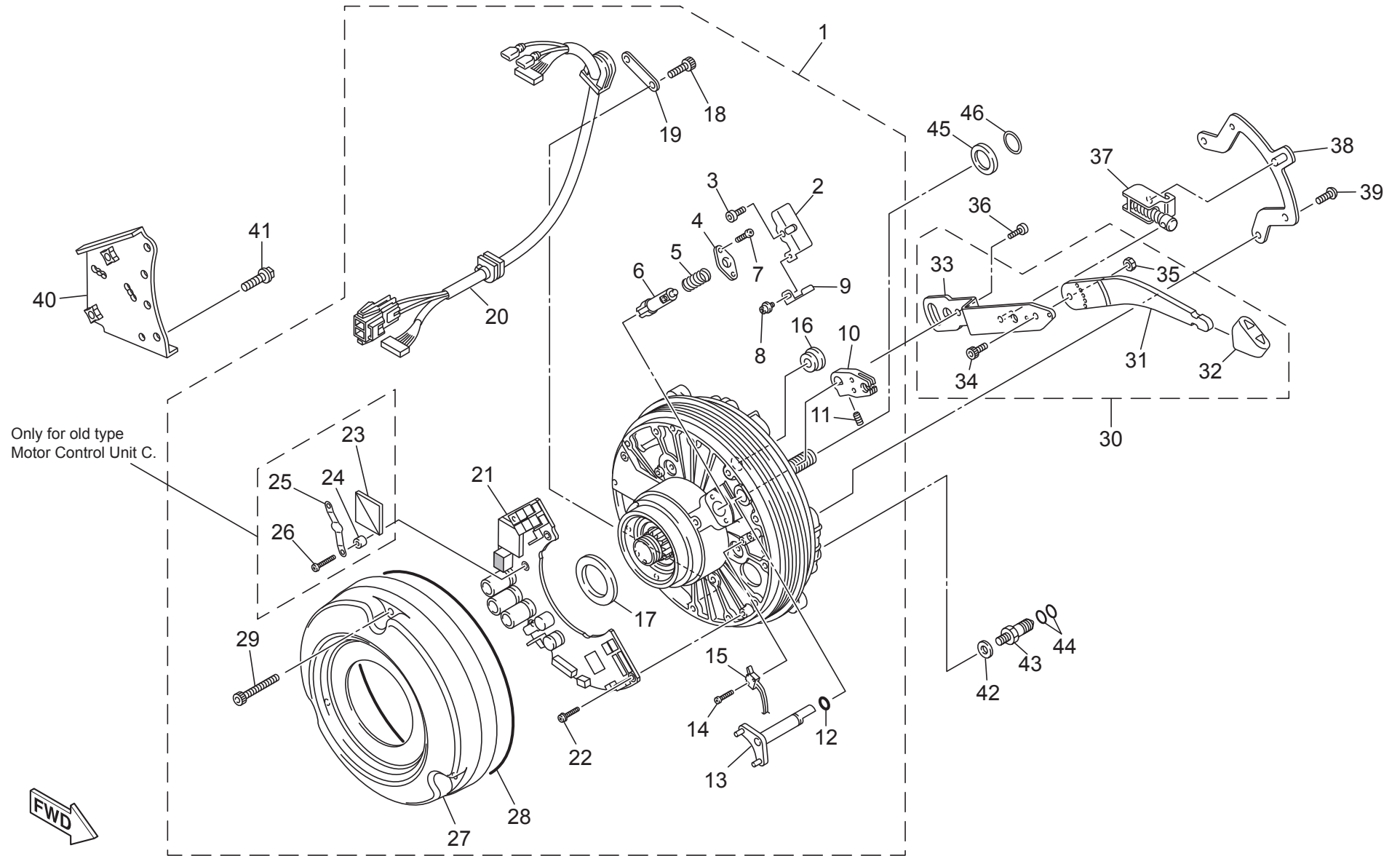


FIG. 10 24inch wheel right drive unit (Fixed battery seat type)


No.	Part Number		Part Name	Qty.	Detail
29	98902-04025		• SCREW, BINDING HEAD	3	To secure cover (No.29) Tightening torque: 1.5-2.5Nm
30	X0C-18120-62		SHIFT LEVER ASSEMBLY	1	
31	X0C-46382-00		• LEVER 1, SHIFT	1	
32	X0F-46381-00		• KNOB, SHIFT	1	Yellow knob
33	X0C-46383-00		• LEVER 2, SHIFT	1	
34	91317-06016		• BOLT, HEXAGON SOCKET HEAD	1	Tightening torque: 10-12Nm
35	95602-06100		• NUT, SELF LOCKING	1	Tightening torque: 6-8Nm
36	91317-05012		BOLT, HEXAGON SOCKET HEAD	1	Tightening torque: 6-8Nm
37	X0C-W2331-01		LINK, CLUTCH	1	
38	X0C-45694-00		PLATE 2, SHIFT	1	
39	92017-06012		BOLT, BUTTON HEAD	2	Tightening torque: 6-8Nm
40	X0C-43615-02		PLATE 2, TILT LOCK		
41	95817-06016		BOLT, FLANGE	1	Tightening torque: 9-11Nm
42	90201-06032		WASHER,PLAIN	1	
43	X0C-46432-A0		STOPPER	1	Reaction force stopper Tightening torque: 9-11Nm
44	93210-08006		O-RING	2	
45	X0C-25383-00		COLAR WHEEL SHAFT		
46	93440-12052		CIRCLIP		

FIG. 11 24inch wheel right drive unit (Separated battery seat type)

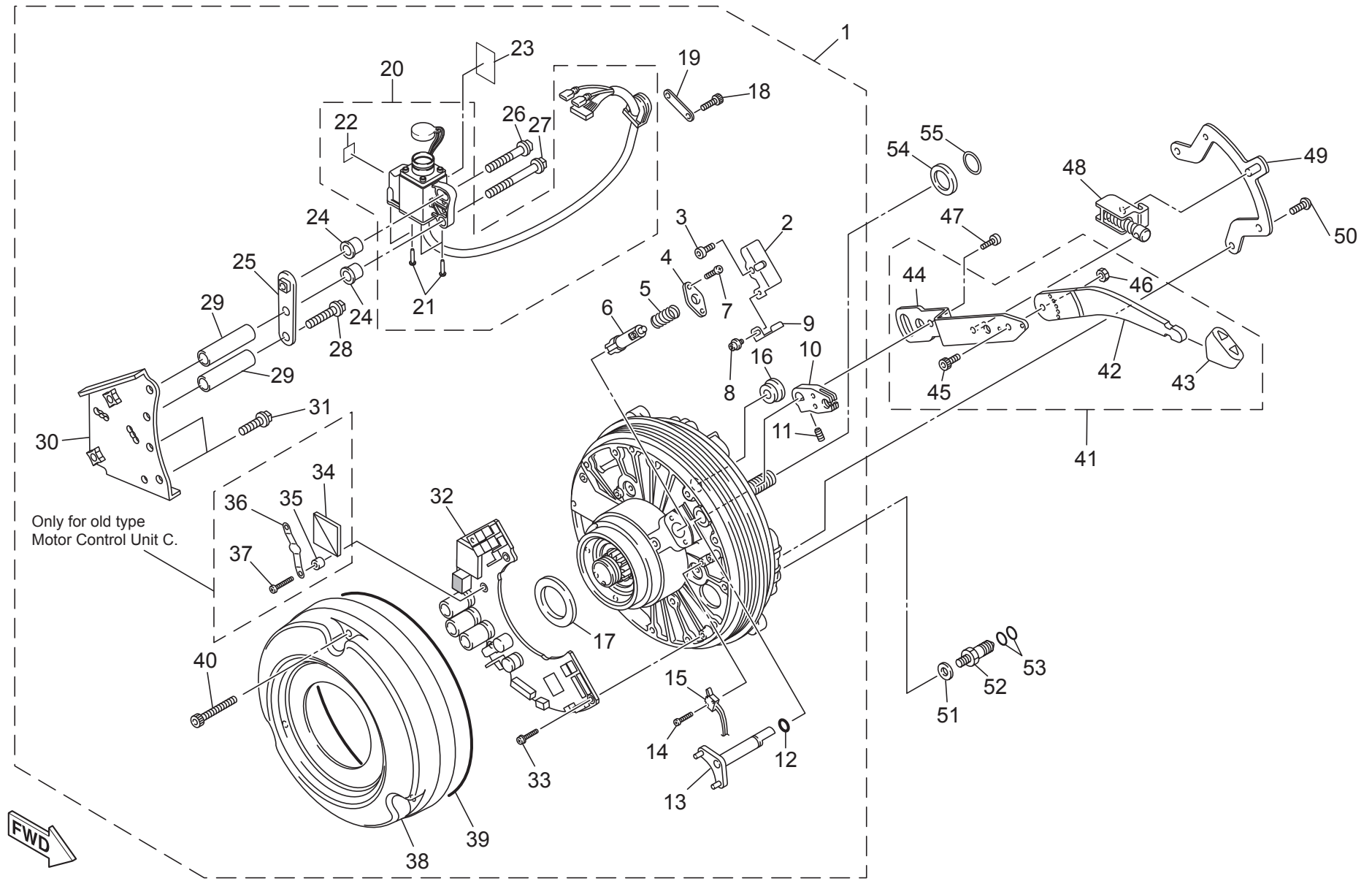


FIG. 11 24inch wheel right drive unit (Separated battery seat type)
















No.	Part Number		Part Name	Qty.	Detail
1	X0F-463A4-D0		DRIVE UNIT BASE, R1	1	For 24inch model, separated type battery seat models
2	X0C-45693-00		• PLATE 1, SHIFT	1	Clutch shift plate
3	90110-04001		• BOLT, HEXAGON SOCKET	1	Tightening torque: 3.0-4.5Nm
4	X0C-45723-00		• PLATE, SEAL	1	
5	X0C-16333-00		• SPRING 1, CLUTCH	1	
6	X0C-45637-00		• PIN, STOPPER	1	
7	98502-03014		• SCREW, PAN HEAD	2	Tightening torque: 3.0-4.5Nm
8	97602-03206		• SCREW, PAN HEAD WITH WASHER	1	Tightening torque: 3.0-4.5Nm
9	X0C-48177-01		• PLATE, ADJUSTING	1	
10	X0C-26347-00		• JOINT, WIRE	1	
11	90152-31J508		• SET SCREW	1	Tightening torque: 3.0-4.5Nm
12	93210-04122		• O-RING	1	
13	X0C-45814-00		• SHAFT 1, CLUTCH	1	
14	90166-02J210		• SCREW, PAN HEAD	2	Tightening torque: 3.0-4.5Nm
15	X0C-8259E-00		• SWITCH ASSEMBLY	1	
16	X0C-17481-00		• PLUG 1, BLIND	1	
17	X0C-2511B-00		• SEAL, OIL	1	Urethane flat O-ring
18	91317-03008		• BOLT, SOCKET HEAD	2	To secure Wire guide 1 (No.19) Tightening torque: 3.0-4.5Nm
19	X0C-83599-00		• GUIDE, WIRE	1	
20	X0F-87239-00		• RECEPTACLE COMPLETE 2	1	
21	97707-30514		• • SCREW, PAN HEAD TAPPING	4	Tightening torque: 0.6-0.8Nm
22	X0E-8A8R2-00		• • LABEL 2	1	
23	X0E-81994-A0		• LABEL, SAFETY	1	
24	90387-062M3		• COLLAR	2	
25	X0F-87249-00		• PLATE	1	
26	95817-06020		• BOLT, FLANGE	1	Tightening torque: 9-11Nm
27	95817-06055		• BOLT, FLANGE	1	Tightening torque: 9-11Nm
28	95817-06040		• BOLT, FLANGE	1	Tightening torque: 9-11Nm
29	90387-06513		• COLLAR	2	
30	X0C-43615-02		• PLATE 2, TILT LOCK	1	
31	95817-06016		• BOLT,FLG.	2	To secure Tilt lock plate (No.30) tightening torque 9-11Nm

FIG. 11 24inch wheel right drive unit (Separated battery seat type)

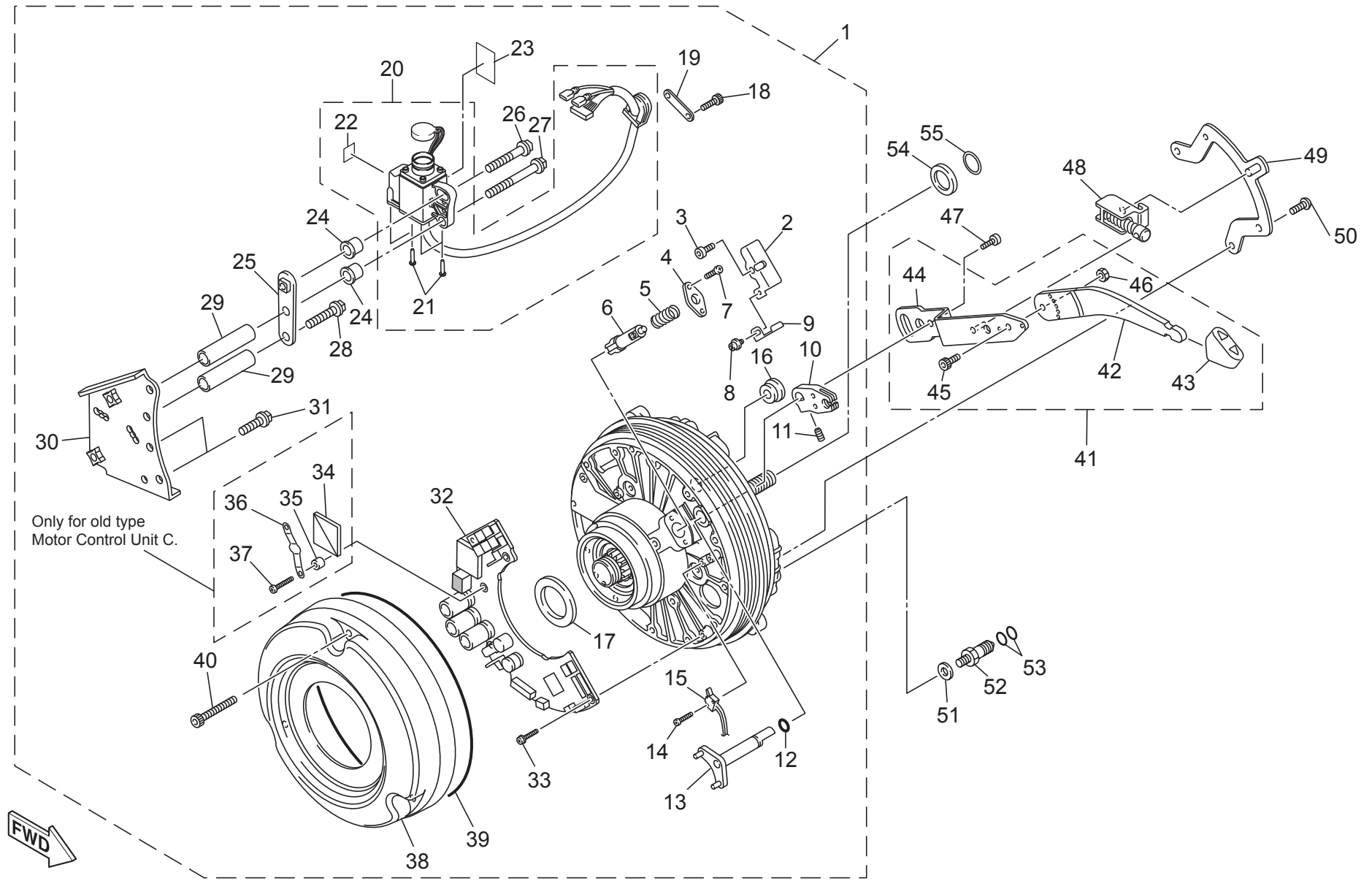


FIG. 11 24inch wheel right drive unit (Separated battery seat type)










No.	Part Number		Part Name	Qty.	Detail
32	X0F-86501-B1		• MOTOR CONTROL UNIT C	1	The circuit board assembly for 24inch model. X0FB-000101~ Old: Motor Control Unit C.* X0FB-200101~ Current: Motor Control Unit C. *The old one and the current one cannot be mixed, if the old one is broken, replace both circuit board in the left and right drive unit with current ones. When replacing the old one with new one, two additional No.33 bolts are required and No.34,35,36 and 37 are unnecessary.
33	97607-03210		• SCREW, PAN HEAD WITH WASHER	5	To secure circuit board (No.23) Tightening torque: 0.4-0.6Nm
34	X0C-86515-00		• PLATE, HEAT SINK	1	Aluminum heat release plate (only for old Motor Control Unit C)
35	X0C-87294-00		• SPACER 1	2	White pipe (only for old Motor Control Unit C)
36	X0C-8A970-00		• SPRING	1	Spring plate (only for old Motor Control Unit C)
37	98502-03014		• SCREW, PAN HEAD	2	To secure spring (No.26) Tightening torque: 0.4-0.6Nm (only for old Motor Control Unit C)
38	X0C-46313-10		• COVER, TRANSMISSION	1	Plastic clear cover
39	X0C-46136-00		• SEAL 1	1	Rubber O-ring
40	98902-04025		• SCREW, BINDING HEAD	3	To secure cover (No.29) Tightening torque: 1.5-2.5Nm
41	X0C-18120-62		SHIFT LEVER ASSEMBLY	1	
42	X0C-46382-00		• LEVER 1, SHIFT	1	
43	X0F-46381-00		• KNOB, SHIFT	1	
44	X0C-46383-00		• LEVER 2, SHIFT	1	
45	91317-06016		• BOLT, HEXAGON SOCKET HEAD	1	Tightening torque: 10-12Nm
46	95602-06100		• NUT, SELF LOCKING	1	Tightening torque: 6-8Nm
47	91317-05012		BOLT, HEXAGON SOCKET HEAD	1	Tightening torque: 6-8Nm
48	X0C-W2331-01		LINK, CLUTCH	1	
49	X0C-45694-00		PLATE 2, SHIFT	1	
50	92017-06012		BOLT, BUTTON HEAD	2	Tightening torque: 6-8Nm
51	90201-06032		WASHER, PLAIN	1	
52	X0C-46432-A0		STOPPER	1	Reaction force stopper Tightening torque: 9-11Nm
53	93210-08006		O-RING	2	
54	X0C-25383-00		COLAR WHEEL SHAFT		
55	93440-12052		CIRCLIP		

FIG. 12 16inch wheel left drive unit

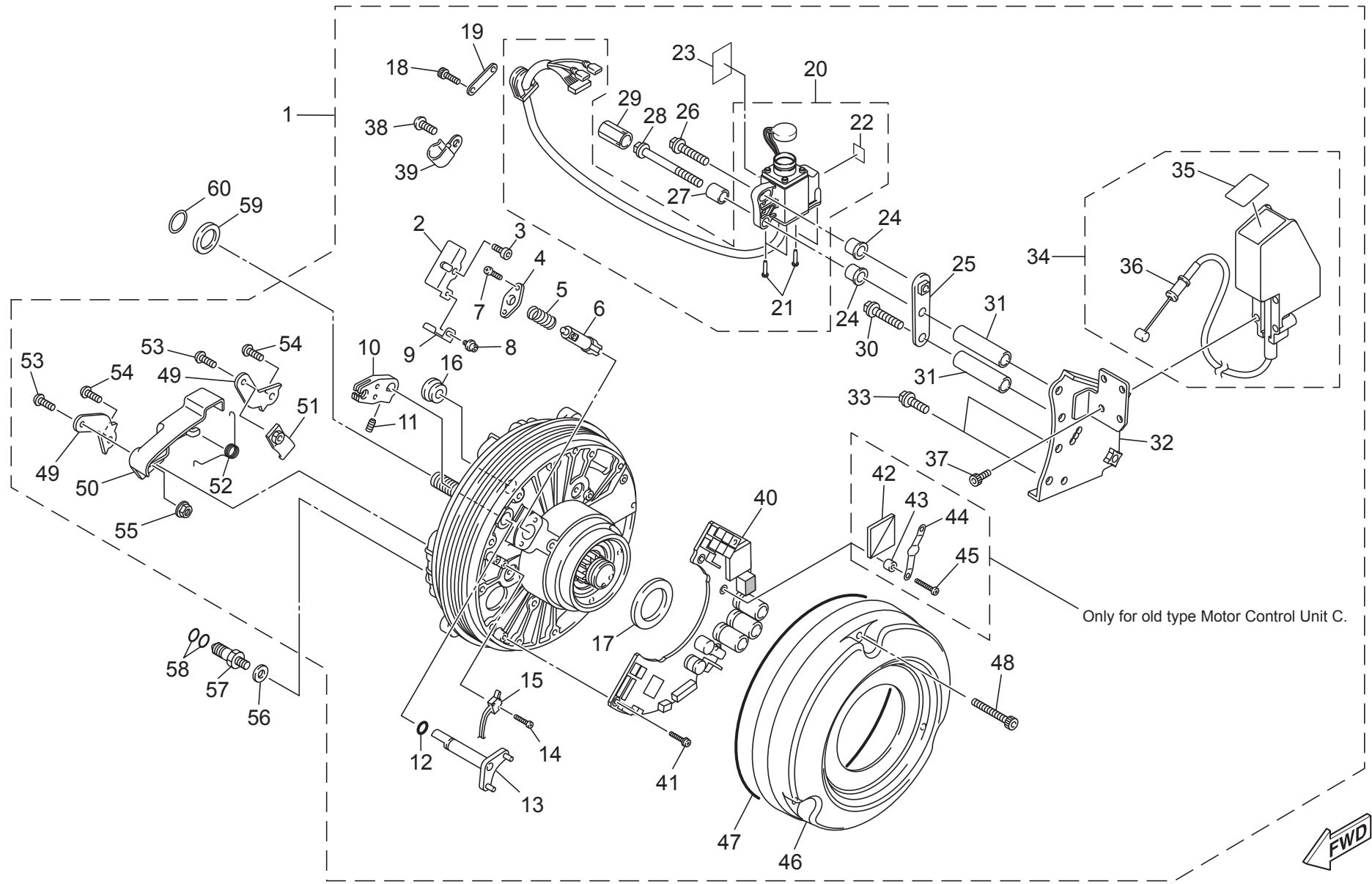


FIG. 12 16inch wheel left drive unit
















No.	Part Number		Part Name	Qty.	Detail
1	X0F-463A3-A0		DRIVE UNIT BASE, L1	1	For 16inch model
2	X0C-45693-00		• PLATE 1, SHIFT	1	Clutch shift plate
3	90110-04001		• BOLT, HEXAGON SOCKET	1	Tightening torque: 3.0-4.5Nm
4	X0C-45723-00		• PLATE, SEAL	1	
5	X0C-16333-00		• SPRING 1, CLUTCH	1	
6	X0C-45637-00		• PIN, STOPPER	1	
7	98502-03014		• SCREW, PAN HEAD	2	Tightening torque: 3.0-4.5Nm
8	97602-03206		• SCREW, PAN HEAD WITH WASHER	1	Tightening torque: 3.0-4.5Nm
9	X0C-48177-01		• PLATE, ADJUSTING	1	
10	X0C-26347-00		• JOINT, WIRE	1	
11	90152-31J508		• SET SCREW	1	Tightening torque: 3.0-4.5Nm
12	93210-04122		• O-RING	1	
13	X0C-45814-00		• SHAFT 1, CLUTCH	1	
14	90166-02J210		• SCREW, PAN HEAD	2	Tightening torque: 3.0-4.5Nm
15	X0C-8259E-00		• SWITCH ASSEMBLY	1	
16	X0C-17481-00		• PLUG 1, BLIND	1	
17	X0C-2511B-00		• SEAL, OIL	1	Urethane flat O-ring
18	91317-03008		• BOLT, SOCKET HEAD	2	To secure Wire guide 1 (No.19) Tightening torque: 3.0-4.5Nm
19	X0C-83599-00		• GUIDE, WIRE	1	
20	X0F-87214-00		• RECEPTACLE COMPLETE	1	
21	97707-30514		• • SCREW, PAN HEAD TAPPING	4	Tightening torque: 0.6-0.8Nm
22	X0E-8A8R1-00		• • LABEL 1	1	
23	X0E-81994-A0		• LABEL, SAFETY	1	
24	90387-062M3		• COLLAR	2	
25	X0F-87249-00		• PLATE	1	
26	95817-06020		• BOLT, FLANGE	1	Tightening torque: 9-11Nm
27	90387-06081		• COLLAR	1	
28	95817-06065		• BOLT, FLANGE	1	Tightening torque: 9-11Nm
29	90338-12004		• PLUG		
30	95817-06040		• BOLT, FLANGE	1	Tightening torque: 9-11Nm
31	90387-06513		• COLLAR	2	
32	X0D-43614-01		• PLATE 2, TILT LOCK	1	

FIG. 12 16inch wheel left drive unit

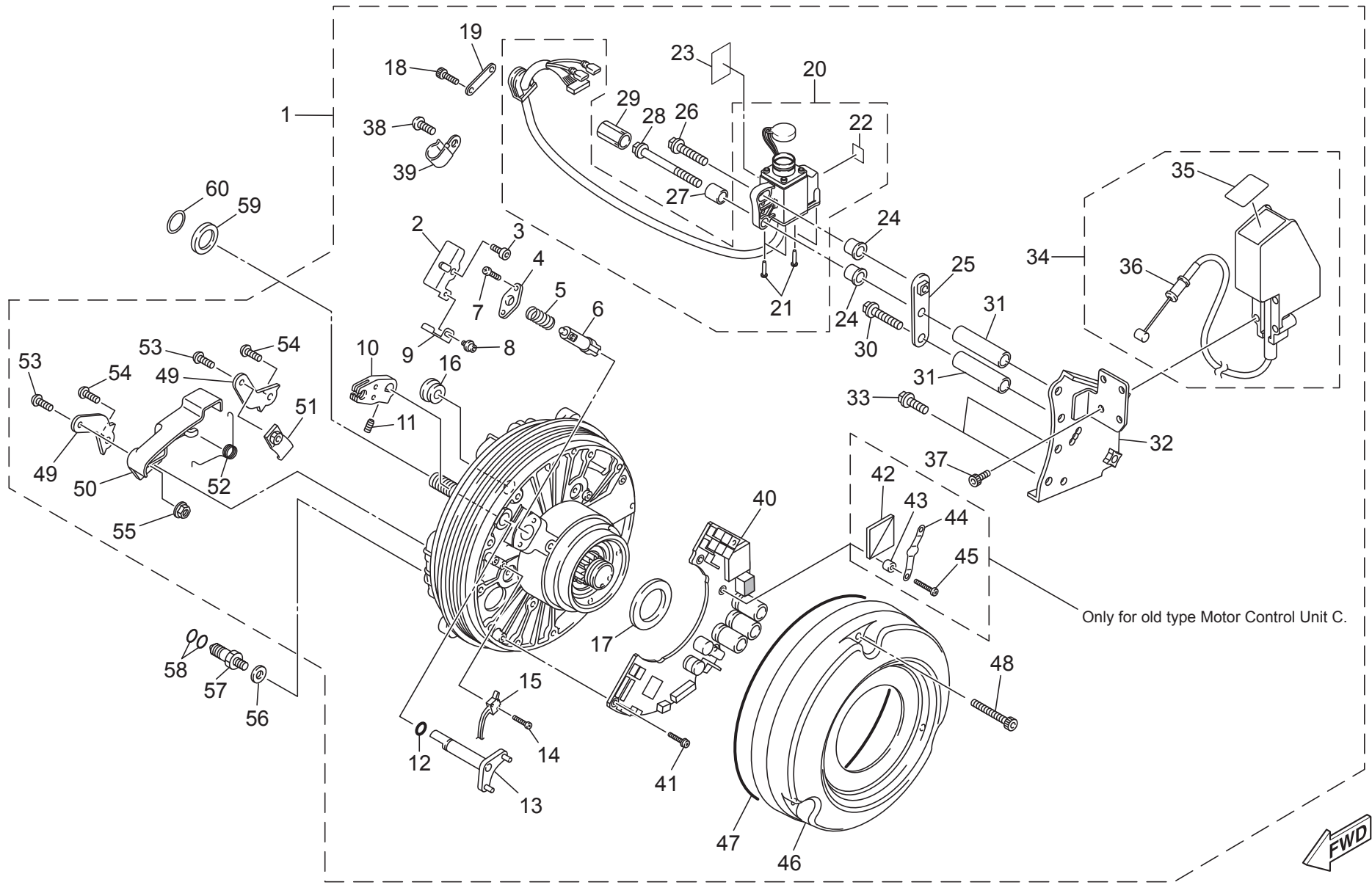


FIG. 12 16inch wheel left drive unit










No.	Part Number		Part Name	Qty.	Detail
33	95817-06016		• BOLT,FLG.	2	To secure Tilt lock plate (No.30) tightening torque 9-11Nm
34	X0D-25360-A0		• CLUTCH ASSEMBLY 1	1	
35	X0D-28446-A0		• • LABEL 1	1	"MANUAL/POWER" label
36	X0D-26335-00		• • WIRE CLUTCH	1	Wire, single part
37	97707-40616		• SCREW, PAN HEAD TAPPING	4	To secure clutch assembly (No.32)
38	92012-06010		• BOLT, BUTTON HEAD	1	To secure the Clamp (No. 23) Tightening torque: 3.0-4.5Nm
39	90462-06008		• CLAMP	1	
40	X0F-86501-A1		• MOTOR CONTROL UNIT C	1	The circuit board assembly for 16inch model. X0FA-000101~ Old: Motor Control Unit C.* X0FA-200101~ Current: Motor Control Unit C. *The old one and the current one cannot be mixed, if the old one is broken, replace both circuit board in the left and right drive unit with current ones. When replacing the old one with new one, two additional No.41 bolts are required and No.42,43,44 and 45 are unnecessary.
41	97607-03210		• SCREW, PAN HEAD WITH WASHER	5	To secure circuit board (No.23) Tightening torque: 0.4-0.6Nm
42	X0C-86515-00		• PLATE, HEAT SINK	1	Aluminum heat release plate (only for old Motor Control Unit C)
43	X0C-87294-00		• SPACER 1	2	White pipe (only for old Motor Control Unit C)
44	X0C-8A970-00		• SPRING	1	Spring plate (only for old Motor Control Unit C)
45	98502-03014		• SCREW, PAN HEAD	2	To secure spring (No.26) Tightening torque: 0.4-0.6Nm (only for old Motor Control Unit C)
46	X0C-46313-10		• COVER, TRANSMISSION	1	Plastic clear cover
47	X0C-46136-00		• SEAL 1	1	Rubber O-ring
48	98902-04025		• SCREW, BINDING HEAD	3	To secure cover (No.29) Tightening torque: 1.5-2.5Nm
49	X0C-2637G-00		• HOLDER 1, WIRE	2	
50	X0D-26372-00		• COVER, LEVER	1	
51	X0C-2637H-00		• HOLDER 2, WIRE	1	
52	X0D-16333-00		• SPRING 1, CLUTCH	1	
53	91317-05010		• BOLT HEX.SOCKET HEAD	2	To secure Cover 2 (No.33), Holder 2 (No.34) Tightening torque: 3.5-4.5Nm
54	92017-06012		• BOLT,BUTTON HEAD	2	To secure Holder 1 (No.32) Tightening torque: 6-8Nm
55	95302-05700		• NUT HEXAGON	1	
56	90201-06032		WASHER,PLAIN	1	
57	X0C-46432-A0		STOPPER	1	Reaction force stopper Tightening torque: 9-11Nm
58	93210-08006		O-RING	2	
59	X0C-25383-00		COLAR WHEEL SHAFT		
60	93440-12052		CIRCLIP		

FIG. 13 24inch wheel left drive unit

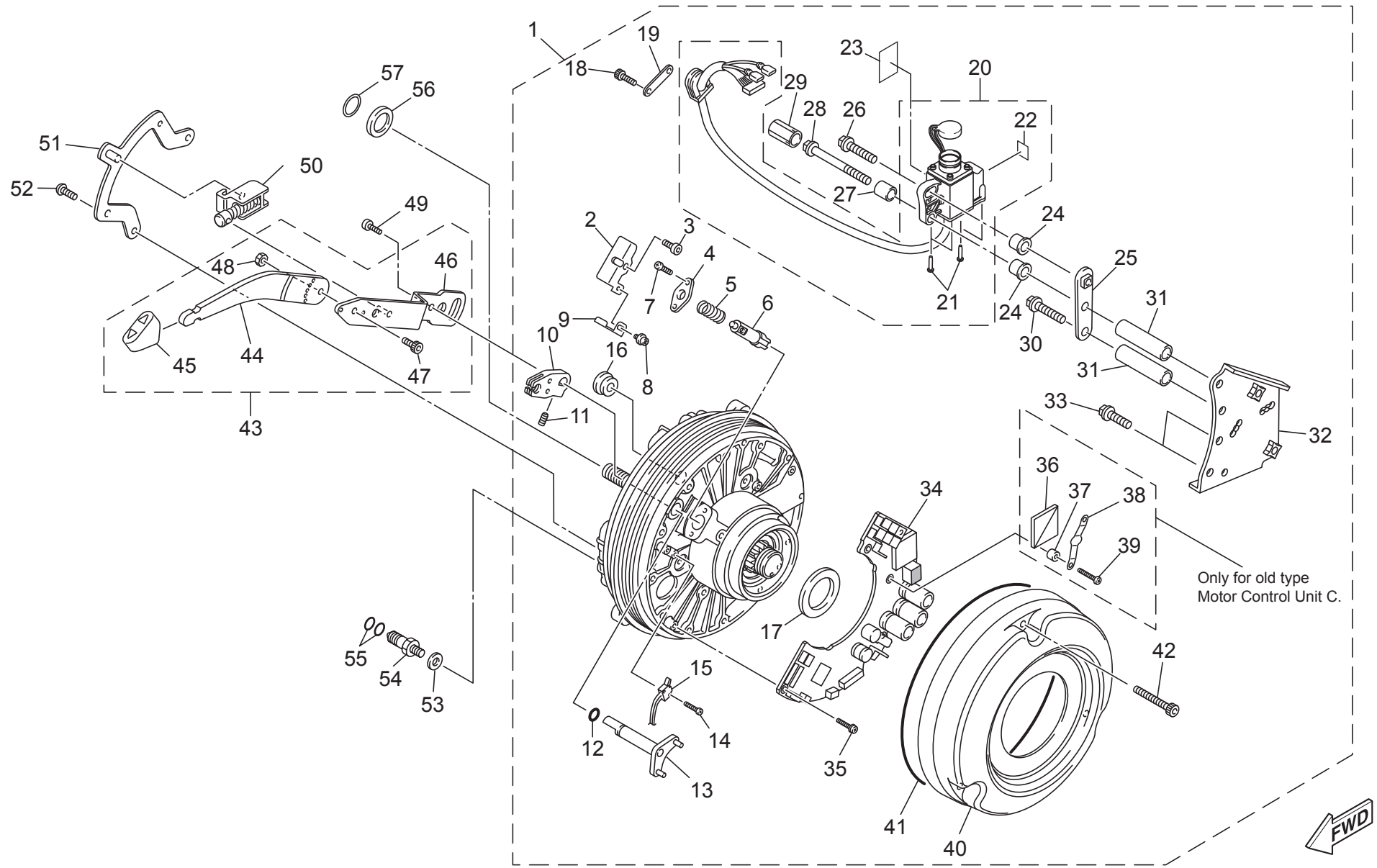


FIG. 13 24inch wheel left drive unit
















No.	Part Number		Part Name	Qty.	Detail
1	X0F-463A3-B0		DRIVE UNIT BASE, L1	1	For 24inch model
2	X0C-45693-00		• PLATE 1, SHIFT	1	Clutch shift plate
3	90110-04001		• BOLT, HEXAGON SOCKET	1	Tightening torque: 3.0-4.5Nm
4	X0C-45723-00		• PLATE, SEAL	1	
5	X0C-16333-00		• SPRING 1, CLUTCH	1	
6	X0C-45637-00		• PIN, STOPPER	1	
7	98502-03014		• SCREW, PAN HEAD	2	Tightening torque: 3.0-4.5Nm
8	97602-03206		• SCREW, PAN HEAD WITH WASHER	1	Tightening torque: 3.0-4.5Nm
9	X0C-48177-01		• PLATE, ADJUSTING	1	
10	X0C-26347-00		• JOINT, WIRE	1	
11	90152-31J508		• SET SCREW	1	Tightening torque: 3.0-4.5Nm
12	93210-04122		• O-RING	1	
13	X0C-45814-00		• SHAFT 1, CLUTCH	1	
14	90166-02J210		• SCREW, PAN HEAD	2	Tightening torque: 3.0-4.5Nm
15	X0C-8259E-00		• SWITCH ASSEMBLY	1	
16	X0C-17481-00		• PLUG 1, BLIND	1	
17	X0C-2511B-00		• SEAL, OIL	1	Urethane flat O-ring
18	91317-03008		• BOLT, SOCKET HEAD	2	To secure Wire guide 1 (No.19) Tightening torque: 3.0-4.5Nm
19	X0C-83599-00		• GUIDE, WIRE	1	
20	X0F-87214-00		• RECEPTACLE COMPLETE	1	
21	97707-30514		• • SCREW, PAN HEAD TAPPING	4	Tightening torque: 0.6-0.8Nm
22	X0E-8A8R1-00		• • LABEL 1	1	
23	X0E-81994-A0		• LABEL, SAFETY	1	
24	90387-062M3		• COLLAR	2	
25	X0F-87249-00		• PLATE	1	
26	95817-06020		• BOLT, FLANGE	1	Tightening torque: 9-11Nm
27	90387-06081		• COLLAR	1	
28	95817-06065		• BOLT, FLANGE	1	Tightening torque: 9-11Nm
29	90338-12004		• PLUG		
30	95817-06040		• BOLT, FLANGE	1	Tightening torque: 9-11Nm
31	90387-06513		• COLLAR	2	
32	X0C-43614-02		• PLATE 2, TILT LOCK	1	

FIG. 13 24inch wheel left drive unit

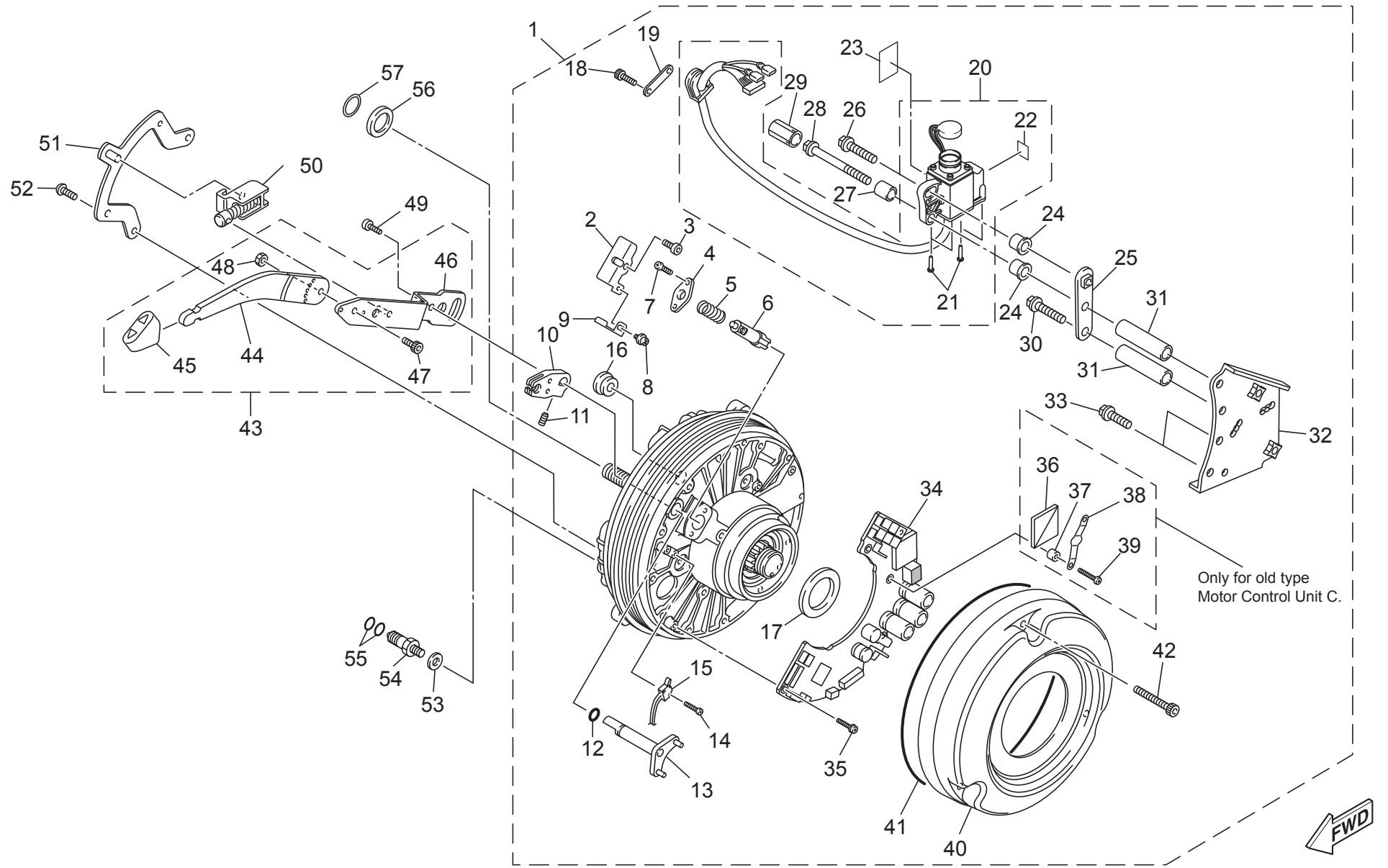


FIG. 13 24inch wheel left drive unit










No.	Part Number		Part Name	Qty.	Detail
33	95817-06016		• BOLT,FLG.	2	To secure Tilt lock plate (No.30) tightening torque 9-11Nm
34	X0F-86501-B1		• MOTOR CONTROL UNIT C	1	The circuit board assembly for 24inch model. X0FB-000101~ Old: Motor Control Unit C.* X0FB-200101~ Current: Motor Control Unit C. *The old one and the current one cannot be mixed, if the old one is broken, replace both circuit board in the left and right drive unit with current ones. When replacing the old one with new one, two additional No.35 bolts are required and No.36,37,38 and 39 are unnecessary.
35	97607-03210		• SCREW, PAN HEAD WITH WASHER	5	To secure circuit board (No.23) Tightening torque: 0.4-0.6Nm
36	X0C-86515-00		• PLATE, HEAT SINK	1	Aluminum heat release plate (only for old Motor Control Unit C)
37	X0C-87294-00		• SPACER 1	2	White pipe (only for old Motor Control Unit C)
38	X0C-8A970-00		• SPRING	1	Spring plate (only for old Motor Control Unit C)
39	98502-03014		• SCREW, PAN HEAD	2	To secure spring (No.26) Tightening torque: 0.4-0.6Nm (only for old Motor Control Unit C)
40	X0C-46313-10		• COVER, TRANSMISSION	1	Plastic clear cover
41	X0C-46136-00		• SEAL 1	1	Rubber O-ring
42	98902-04025		• SCREW, BINDING HEAD	3	To secure cover (No.29) Tightening torque: 1.5-2.5Nm
43	X0C-18150-62		SHIFT LEVER ASSEMBLY	1	
44	X0C-46382-00		• LEVER 1, SHIFT	1	
45	X0F-46381-00		• KNOB, SHIFT	1	
46	X0C-46383-00		• LEVER 2, SHIFT	1	
47	91317-06016		• BOLT, HEXAGON SOCKET HEAD	1	Tightening torque: 10-12Nm
48	95602-06100		• NUT, SELF LOCKING	1	Tightening torque: 6-8Nm
49	91317-05012		BOLT, HEXAGON SOCKET HEAD	1	Tightening torque: 6-8Nm
50	X0C-W2331-01		LINK, CLUTCH	1	
51	X0C-45694-00		PLATE 2, SHIFT	1	
52	92017-06012		BOLT, BUTTON HEAD	2	Tightening torque: 6-8Nm
53	90201-06032		WASHER,PLAIN	1	
54	X0C-46432-A0		STOPPER	1	Reaction force stopper Tightening torque: 9-11Nm
55	93210-08006		O-RING	2	
56	X0C-25383-00		COLAR WHEEL SHAFT		
57	93440-12052		CIRCLIP		

FIG. 14 Battery seat (1)

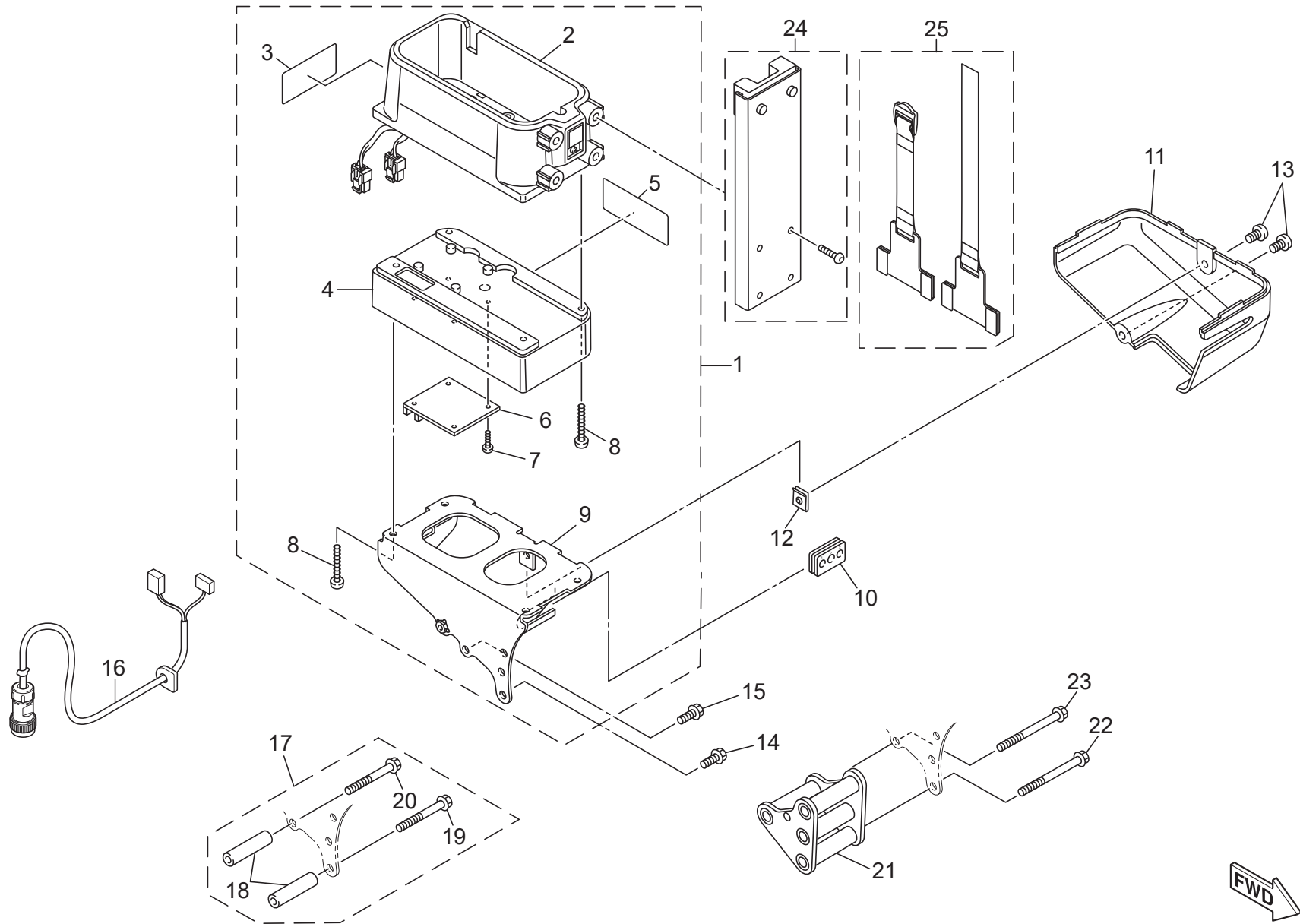


FIG. 14 Battery seat (1)

No.	Part Number	Part Name	Qty.	Detail
1	X0C-821A1-A0	SEAT ASSEMBLY 1, BATTERY	1	Fixed type battery seat kit
2	X0C-82102-04	• BATTERY SEAT ASSEMBLY	1	
3	X0C-43174-A1	• LABEL, WARNING	1	Anti-tip device warning label
4	X0C-8A811-00	• CASE 1, UPPER	1	
5	X0C-23198-A0	• LABEL 1, CAUTION	1	Clutch lever operation caution label
6	X0C-8A211-01	• CONTROL UNIT ASSEMBLY	1	Electric board
7	97707-30508	• SCREW	4	Tightening torque: 0.4-0.6Nm
8	97707-40520	• SCREW, PAN HEAD TAPPNG	8	Tightening torque: 1.6-2.0Nm
9	X0C-21393-00	• BRACKET 1, BATTERY BOX	1	
10	XA2-82355-00	GROMMET 1	1	
11	X0C-2132H-00	PLATE, COVER	1	
12	X0C-21295-00	NUT, PLATE	1	
13	98907-05010	SCREW, BINDING HEAD	2	Tightening torque: 1.5-2.5Nm
14	95817-06016	BOLT, FLANGE	3	For 16inch model. Tightening torque: 9-11Nm
15	95817-06010	BOLT, FLANGE	1	For 16inch model. Tightening torque: 9-11Nm
16	X0F-87276-00	COUPLER, CONTROL BOX	1	850mm cable to left unit for 16inch fixed battery seat models
	X0F-87276-10			750mm cable to left unit for 24inch models and 16inch separated battery seat models
17	X0F-253W0-00	SPACER ASSEMBLY	1	28.5mm offset spacer kit
18	90560-06183	• SPACER	4	28.5mm spacer tube
19	95817-06045	• BOLT, FLANGE	3	for 28.5mm spacer tube, 45mm length, tightening torque: 9-11Nm
20	95817-06040	• BOLT, FLANGE	1	for 28.5mm spacer tube, 40mm length, tightening torque: 9-11Nm
21	X0C-21394-00	BRACKET 2, BATTERY BOX	1	53mm spacer bracket for 24inch model
22	95817-06070	BOLT, FLANGE	3	For 53mm spacer bracket, 70mm length, tightening torque: 9-11Nm
23	95817-06065	BOLT, FLANGE	1	For 53mm spacer bracket, 65mm length, tightening torque: 9-11Nm
24	X0F-21665-00	BATTERY GUIDE ASSEMBLY	1	
25	X0F-82130-A0	BATTERY BAND ASSEMBLY	1	For previous battery seat

FIG. 15 Battery seat (2)

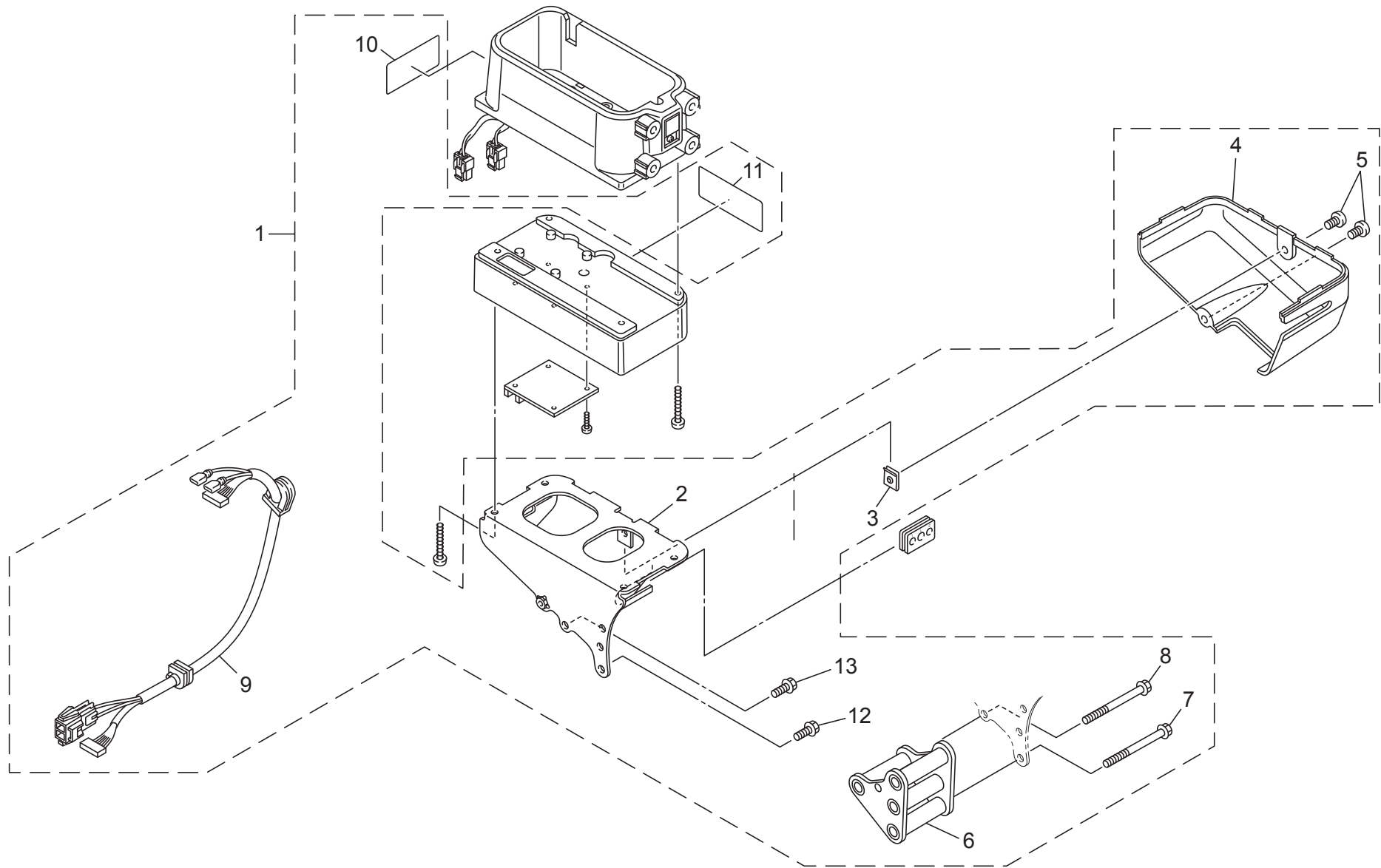


FIG. 15 Battery seat (2)


No.	Part Number		Part Name	Qty.	Detail
1	X0F-8210D-A0		FIXED BTRY RECEIVER KIT x1	1	
2	X0C-21393-00		• BRACKET 1, BATTERY BOX	1	
3	X0C-21295-00		NUT, PLATE	1	
4	X0C-2132H-00		PLATE, COVER	1	
5	98907-05010		SCREW, BINDING HEAD	2	Tightening torque: 1.5-2.5Nm
6	X0C-21394-00		BRACKET 2, BATTERY BOX	1	53mm spacer bracket for 24inch model
7	95817-06070		BOLT, FLANGE	3	For 53mm spacer bracket, 70mm length, tightening torque: 9-11Nm
8	95817-06065		BOLT, FLANGE	1	For 53mm spacer bracket, 65mm length, tightening torque: 9-11Nm
9	X0C-86526-01		• WIRE 6	1	
10	X0C-43174-A1		• LABEL, WARNING	1	Anti-tip device warning label
11	X0C-23198-A0		• LABEL 1, CAUTION	1	Clutch lever operation caution label
12	95817-06016		BOLT, FLANGE	3	For 16inch model. Tightening torque: 9-11Nm
13	95817-06010		BOLT, FLANGE	1	For 16inch model. Tightening torque: 9-11Nm

FIG. 16 Battery seat (3)

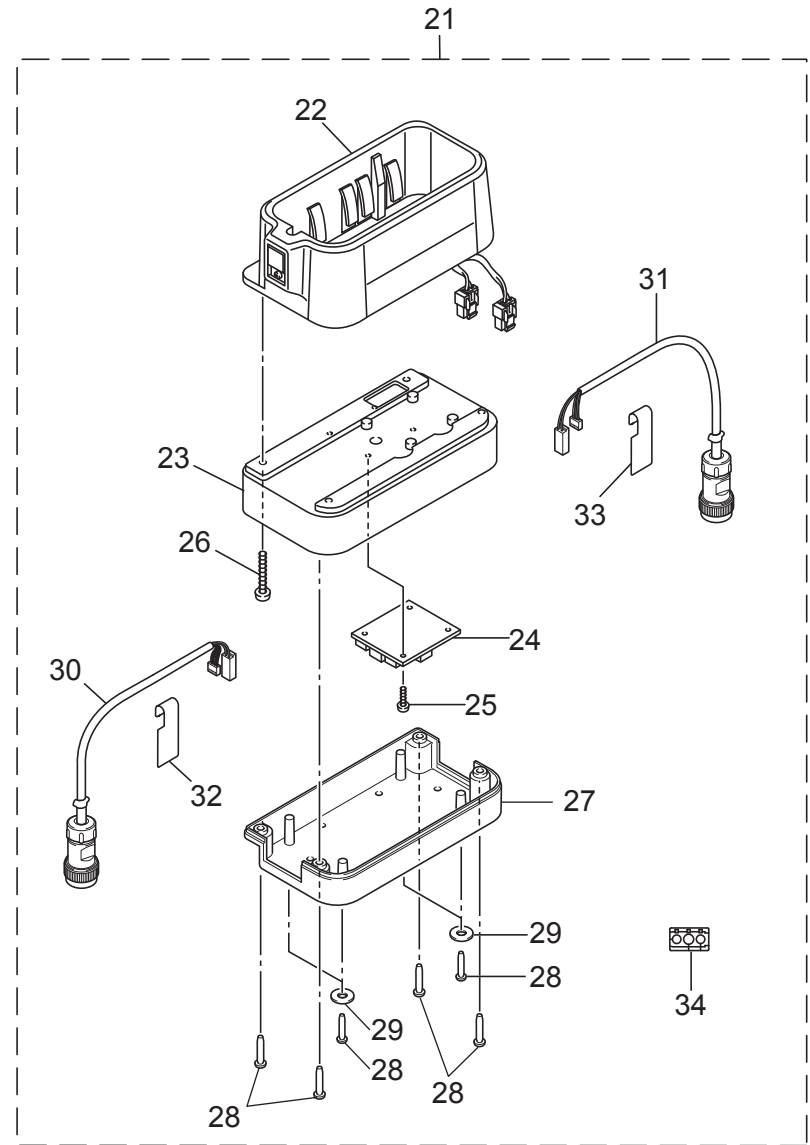
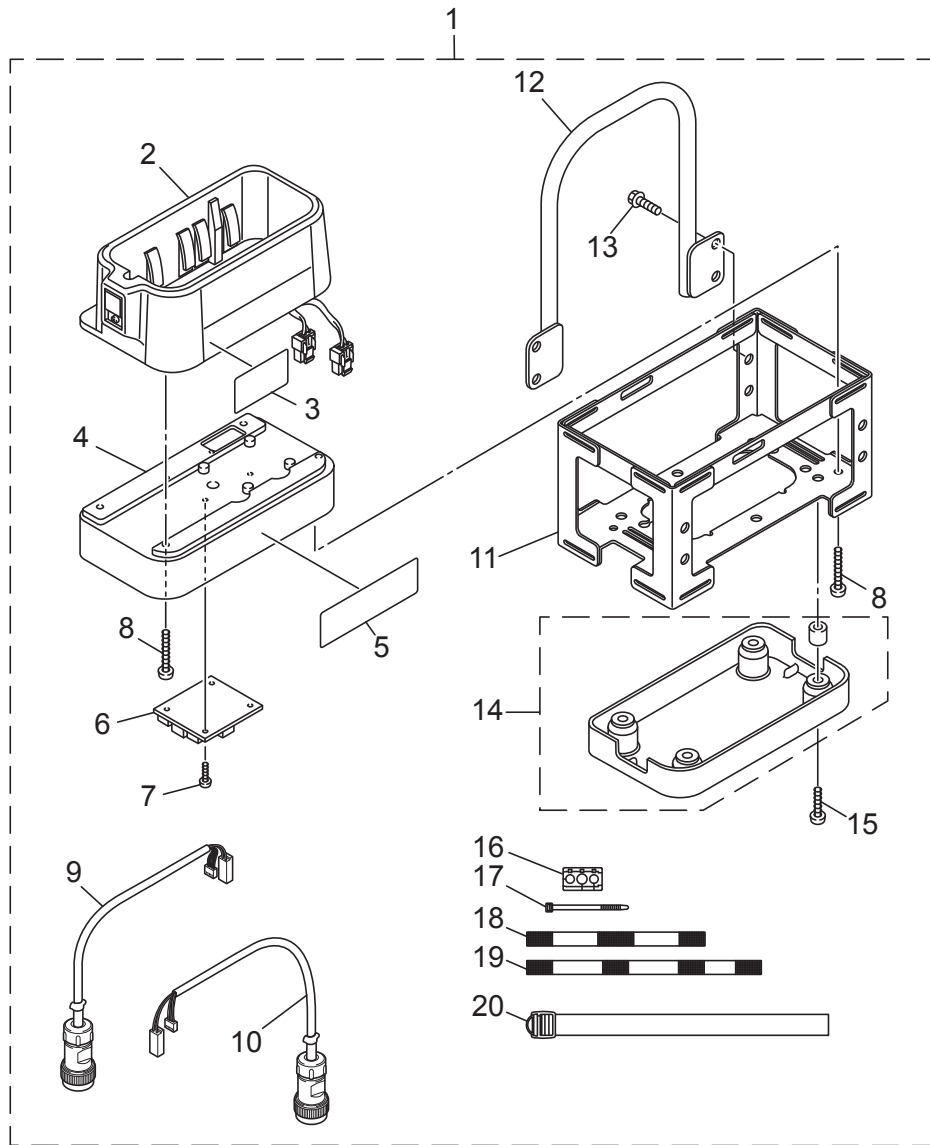


FIG. 16 Battery seat (3)

No.	Part Number	Part Name	Qty.	Detail
1	X0F-8210E-00	BATTERY BOX ASSEMBLY	1	Separated battery seat kit with a metal frame
2	X0C-82102-04	• BATTERY SEAT ASSEMBLY	1	
3	X0C-43174-A1	• LABEL 1, WARNINIG	1	Anti-tip device warning label
4	X0C-8A811-00	• CASE 1, UPPER	1	
5	X0C-23198-A0	• LABEL 1, CAUTION	1	Clutch lever operation caution label
6	X0C-8A211-01	• CONTROL UNIT ASSEMBLY	1	Electric board
7	97707-30508	• SCREW	4	Tightening torque: 0.4-0.6Nm
8	97707-40520	• SCREW, PAN HEAD TAPPNG	8	Tightening torque: 1.6-2.0Nm
9	X0F-87276-00	• COUPLER, CONTROL BOX	1	Cable to left unit, wire length 850mm (option)
	X0F-87276-10			Cable to left unit, wire length 750mm (standard)
10	X0F-8183H-00	• COUPLER	1	Cable to right unit, wire length 750mm (standard)
	X0F-8183H-10			Cable to right unit, wire length 850mm (option)
11	X0D-8A821-00	• CASE 1, LOWER	1	Metal frame
12	X0D-2131A-00	• PIPE	1	
13	95812-06010	• BOLT, FLANGE	4	Tightening torque: 6-8Nm
14	X0D-W8A82-00	• CASE SUB ASSEMBLY 2, LOWER	1	Cable case
15	90111-05031	• BOLT, HEXAGON SOCKET BUTTON	4	Tightening torque: 1.2-1.6Nm
16	XA2-82355-00	• GROMMET	2	
17	\$AB150-W	• TIE 150MM	12	150mm tie band
18	X0D-82124-00	• BAND 1, BATTERY	1	330mm length fabric velcro tape
19	X0D-82125-00	• BAND 2, BATTERY	1	380mm length fabric velcro tape
20	X0D-24734-00	• BAND	8	800mm length tying belt
21	X0F-8210E-A0	BATTERY BOX ASSEMBLY	1	Separated battery seat kit for back pack mount
22	X0C-82102-04	• BATTERY SEAT ASSEMBLY	1	
23	X0C-8A811-00	• CASE 1, UPPER	1	
24	X0C-8A211-01	• CONTROL UNIT ASSEMBLY	1	Electric board
25	97707-30508	• SCREW	4	Tightening torque: 0.4-0.6Nm
26	97707-40520	• SCREW, PAN HEAD TAPPNG	4	Tightening torque: 1.6-2.0Nm
27	X0F-8A822-00	• CASE 2, LOWER	1	
28	97707-40520	• SCREW, PAN HEAD TAPPNG	8	Tightening torque: 1.6-2.0Nm
29	90201-043H5	• WASHER, PLAIN	4	for fabric bag mounting
30	X0F-87276-00	• COUPLER, CONTROL BOX	1	Cable to left unit, wire length 850mm (option)
	X0F-87276-10			Cable to left unit, wire length 750mm (standard)
31	X0F-8183H-00	• COUPLER	1	Cable to right unit, wire length 750mm (standard)
	X0F-8183H-10			Cable to right unit, wire length 850mm (option)
32	X0F-23198-A0	• LABEL 1, CAUTION	1	Clutch operation warning label
33	X0F-2118K-A0	• LABEL, CAUTION	1	Anti-tip device warning label
34	XA2-82355-00	• GROMMET	2	

FIG. 17 Axle sleeve and bracket

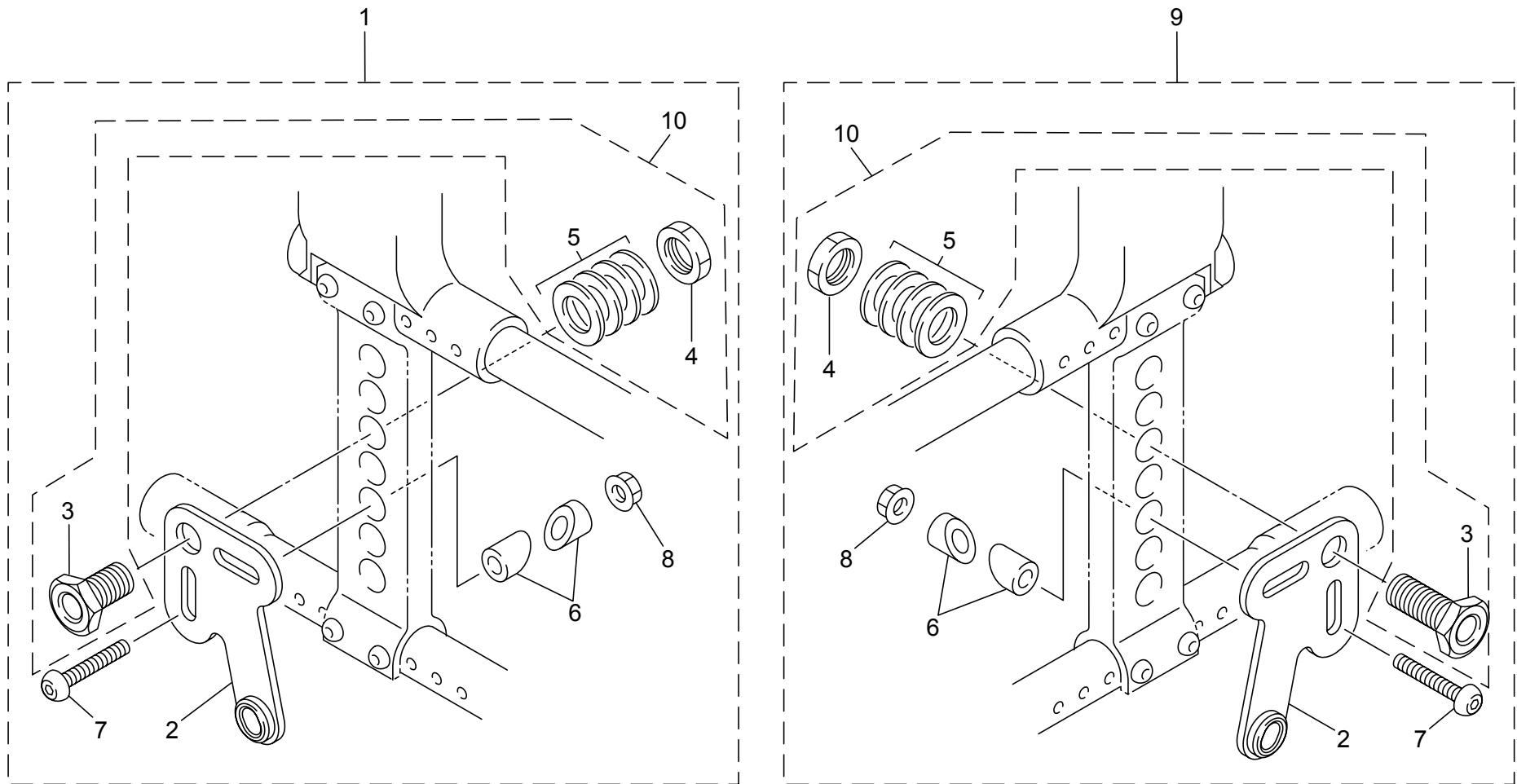


FIG. 17 Axle sleeve and bracket

No.	Part Number	Part Name	Qty.	Detail
1	X0C-43101-A0	CLAMP BRACKET ASSEMBLY 1	1	Right side axle sleeve bracket assembly
2	X0C-22274-00	• STOPPER ARM	1	Stopper pin receiver
3	XA3-43131-01	• BOLT, CLAMP BRACKET	1	Axle sleeve
4	90170-18165	• NUT, HEXAGON	1	
5	92907-18600	• WASHER, PLAIN	4	Adjusting washert
6	X0C-4615A-A0	• COLLAR 1, GUIDE	2	
7	92017-08040	• BOLT, BUTTON HEAD	1	
8	95607-08200	• NUT, SELF LOCKING FLANGE	1	
9	X0C-43102-A0	CLAMP BRACKET ASSEMBLY 2	1	Left side axle sleeve bracket assembly
10	X0F-43102-A0	CLAMP BRACKET ASSEMBLY 3	1	No.3×2, No.4×2, No.5×2

FIG. 18 16inch model anti-tipping bar

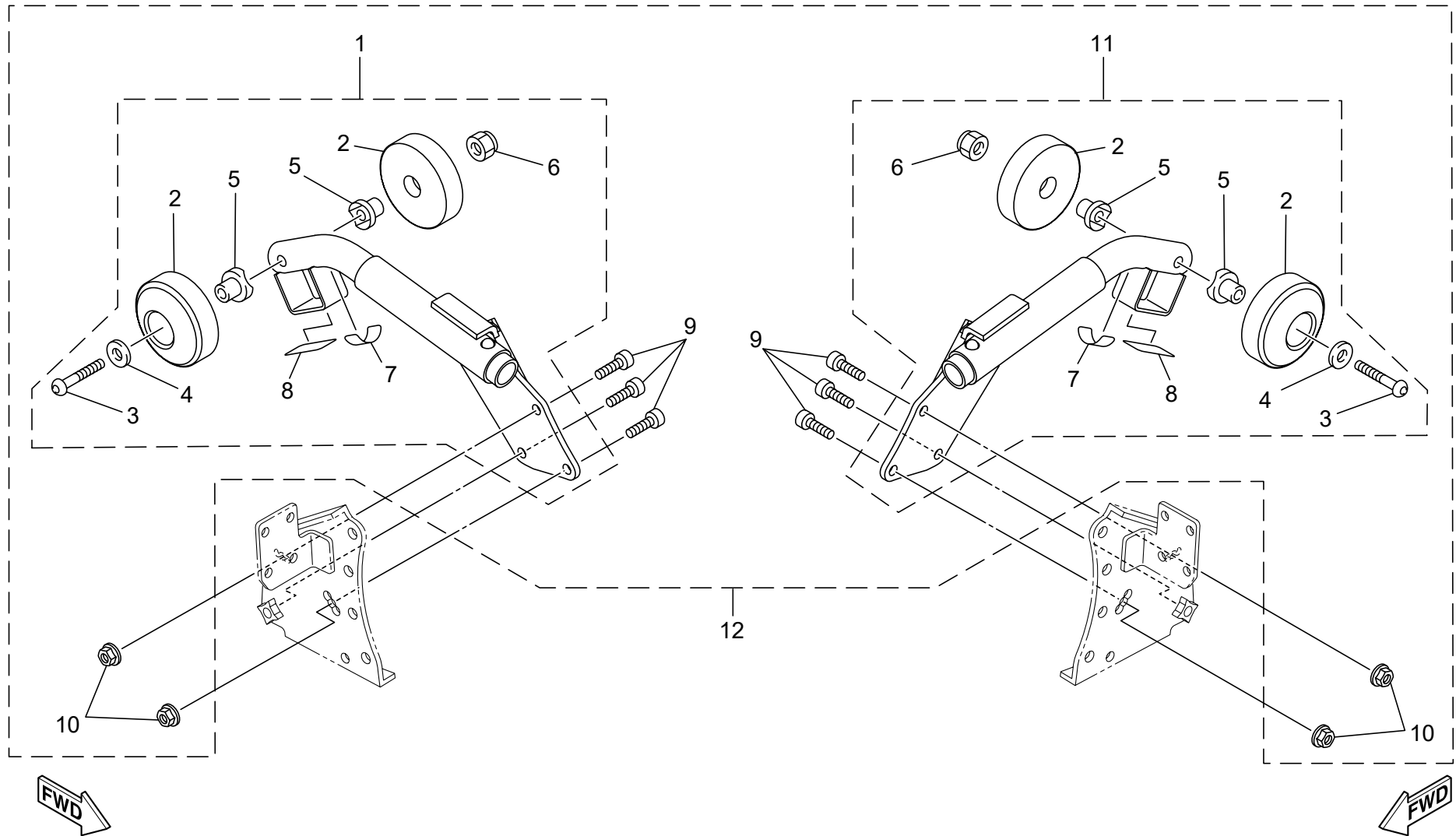


FIG. 18 16inch model anti-tipping bar

No.	Part Number	Part Name	Qty.	Detail
1	X0D-47440-A0	ANTI-TIPPING BAR, RIGHT	1	Right hand anti-tipping bar for 16inch model
2	XA7-47429-01	• ROLLER	1	
3	91312-06045	• BOLT, HEXAGON SOCKET HEAD	1	To secure Roller (No.2) Tightening torque: 3-4Nm
4	X0F-47527-00	• WASHER, PLAIN	1	
5	X0C-46258-00	• COLLAR, ROLLER	2	
6	95602-06200	NUT, S/L FLG	1	
7	X0D-47578-00	• LABEL 1	1	"X" label
8	X0D-43317-00	• GLIP	1	Anti slip
9	91317-05014	BOLT, HEXAGON SOCKET HEAD	3	To secure the anti-tipping bar, tightening torque: 6-8Nm
10	95607-05200	NUT, SELF LOCKING FLANGE	2	
11	X0D-47430-A0	ANTI-TIPPNG BAR, LEFT	1	Left hand anti-tipping bar for 16inch model
12	X0F-47401-A0	SLIDING FLAME SET (L-R)	1	

FIG. 19 24inch model anti-tipping bar

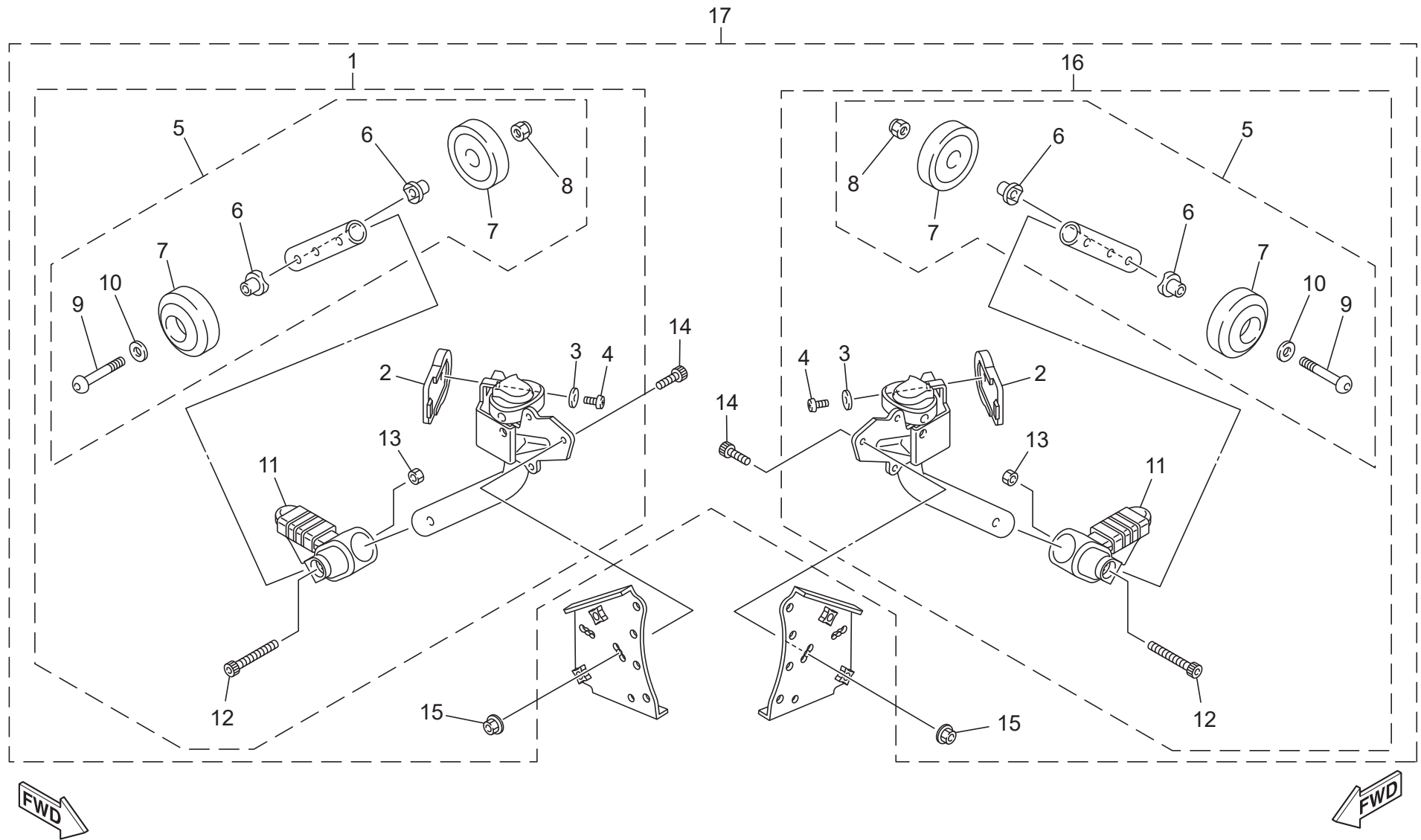


FIG. 19 24inch model anti-tipping bar

No.	Part Number	Part Name	Qty.	Detail
1	X0C-47440-A0	ANTI-TIPPING BAR, RIGHT	1	Right hand anti-tipping bar for 24inch model
2	X0F-48224-00	• COVER, CONTROL LEVER	1	
3	X0C-47384-00	• WASHER 1	1	
4	97702-30508	• SCREW, PAN HEAD TAPPING	1	To secure Cover (No.2) Tightening torque: 0.25-0.35Nm
5	X0F-47410-00	• SLIDING FRAME COMPLETE	1	Roller assembly
6	X0C-46258-00	•• COLLAR, ROLLER	2	
7	XA7-47429-01	•• ROLLER	2	
8	95602-06200	•• NUT, SELF LOCKING FLANGE	1	
9	91312-06045	•• BOLT, HEXAGON SOCKET HEAD	1	To secure Roller (No.7) Tightening torque: 3-4Nm
10	X0F-47527-00	•• WASHER	1	
11	X0F-47529-00	• CAP	1	
12	91312-06030	• BOLT, HEXAGON SOCKET HEAD	1	To secure Sliding frame (No.5) Tightening torque: 4-6Nm
13	95602-06100	• NUT, SELF LOCKING	1	
14	91317-05014	BOLT, HEXAGON SOCKET HEAD	3	To secure Anti-tipping bar (No.1) Tightening torque: 6-8Nm
15	95607-05200	NUT, SELF LOCKING FLANGE	2	
16	X0C-47430-A0	ANTI-TIPPNG BAR, LEFT	1	Left hand anti-tipping bar for 24inch model
17	X0F-47401-B0	SLIDING FRAME SET (L·R)		

FIG. 20 Common parts

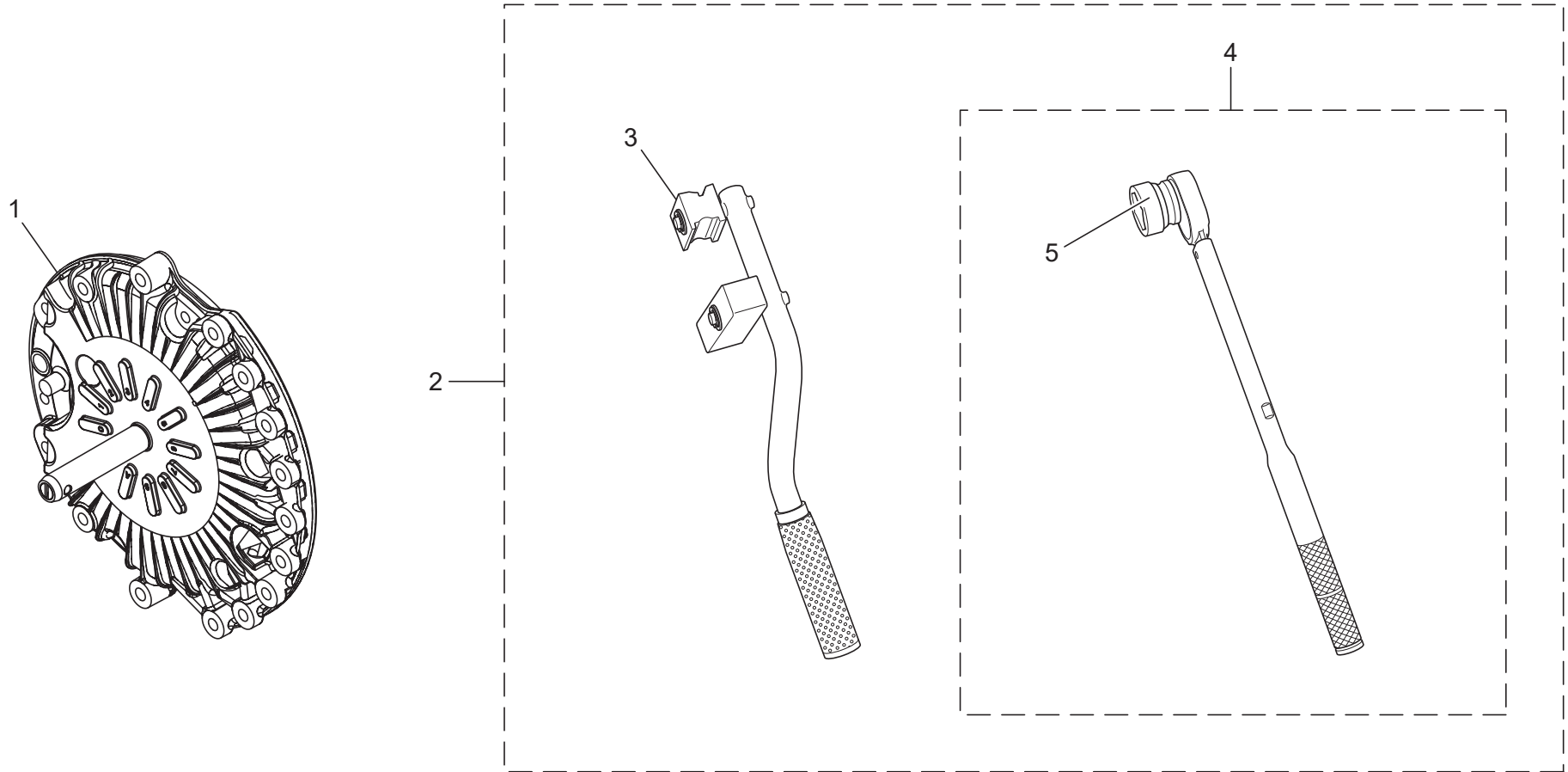


FIG. 20 Common parts


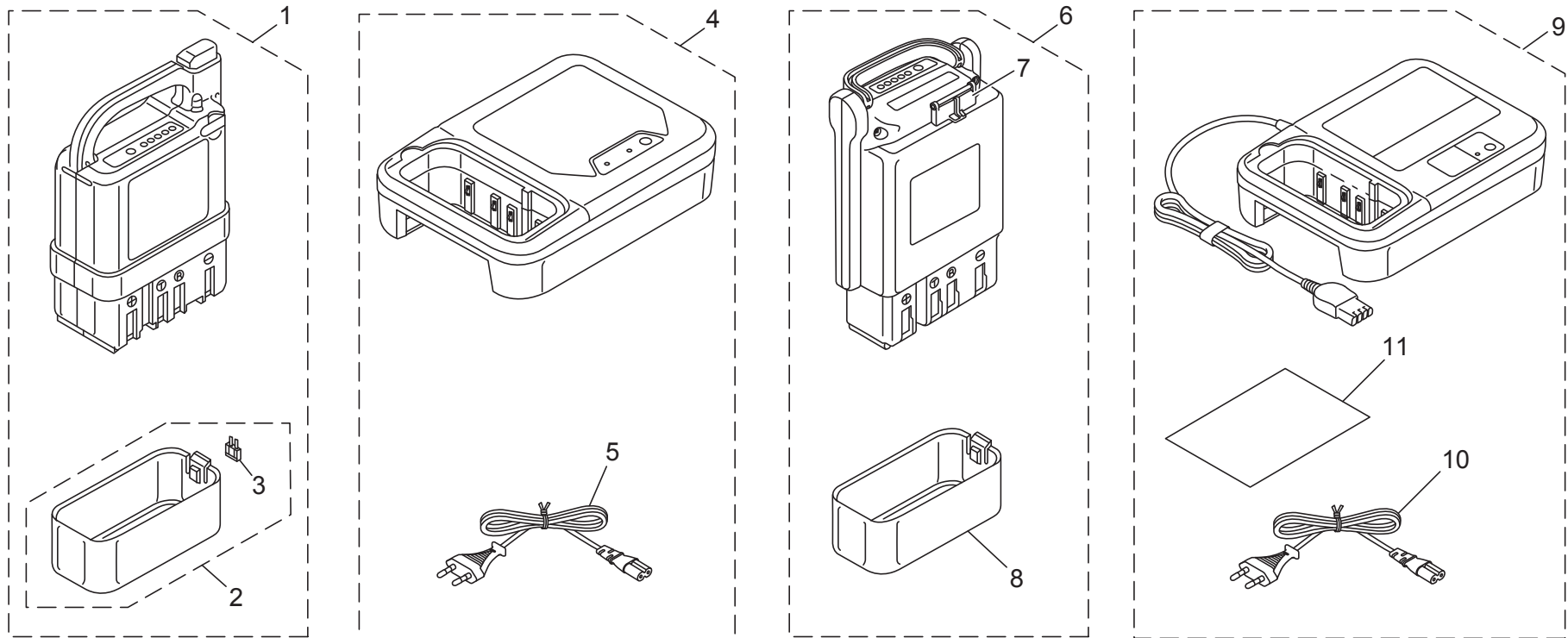
No.	Part Number		Part Name	Qty.	Detail
1	X0C-W1781-A0		HSG. ASSY.	1	
2	X0F-28160-A0		PARTS SET	1	Including 3,4,5
3	X0F-28116-00		TOOL SPECIAL	1	Fixing tire tool
4	X0F-28161-00		WRENCH,3	1	27mm short socket
5	X0F-2813G-00		WRENCH,SOCKET 8	1	100Nm fixed torque

FIG. 21 Battery and battery charger



12
POWER

13
MANUAL

FIG. 21 Battery and battery charger

No.	Part Number		Part Name	Qty.	Detail
1	XA4-82100-B2		BATTERY ASSEMBLY 2	1	Ni-MH battery with the English language 'Ni-MH' label
	XA4-82100-G6				Ni-MH battery without the 'Ni-MH' label
	XA4-82100-J4				Ni-MH battery for the specified models
2	XA4-82160-10		• BATTERY COVER ASSEMBLY	1	Plastic terminal cover with a backup fuse (No.5) for Ni-MH battery (No.1)
3	5JJ-82151-20		• • FUSE	1	Backup fuse
4	XA4-82107-N4		CHARGER, BATTERY		Ni-MH battery charger for the specified models
5	XA4-87209-N0		• CHARGING CORD ASSEMBLY	1	Power cord for Ni-MH battery charger with AU plug
6	X0C-82100-B1		BATTERY ASSEMBLY 2	1	Li-ion battery
7	X0C-82371-11		• CAP, PLUG	1	Charge jack lid
8	XA4-82129-00		• COVER, BATTERY	1	Plastic terminal cover for Li-ion battery (No.6)
9	X0F-8210C-D0		BATTERY CHARGER ASSEMBLY	1	Charger for Li-ion and Ni-MH Battery, Trilingual label, Tiwan plug
	X0F-8210C-E0				Charger for Li-ion and Ni-MH Battery, without label, Korea plug
	X0F-8210C-G0				Charger for Li-ion and Ni-MH Battery, without label, EU plug
	X0F-8210C-J0				Charger for Li-ion and Ni-MH Battery, Trilingual label, US plug
	X0F-8210C-N0				Charger for Li-ion and Ni-MH Battery, Trilingual label, AU plug
10	X0F-87132-D0		CORD ASSEMBLY 2	1	Power cord for Taiwan
	X0F-87132-E0				Power cord for Korea
	X0F-87132-B0				Power cord for EU
	X0F-87132-C0				Power cord for US
	X0F-87132-A0				Power cord for AU
11	X0F-8210A-00		• MANUAL	1	English, German, French
	X0F-8210A-10				Japanese, Korean, Taiwanese, English
12	X0C-2151A-A0		LABEL 1	1	"POWER" Label
13	X0C-2151E-A0		LABEL 2	1	"MANUAL" Label

FIG. 22 Option Parts

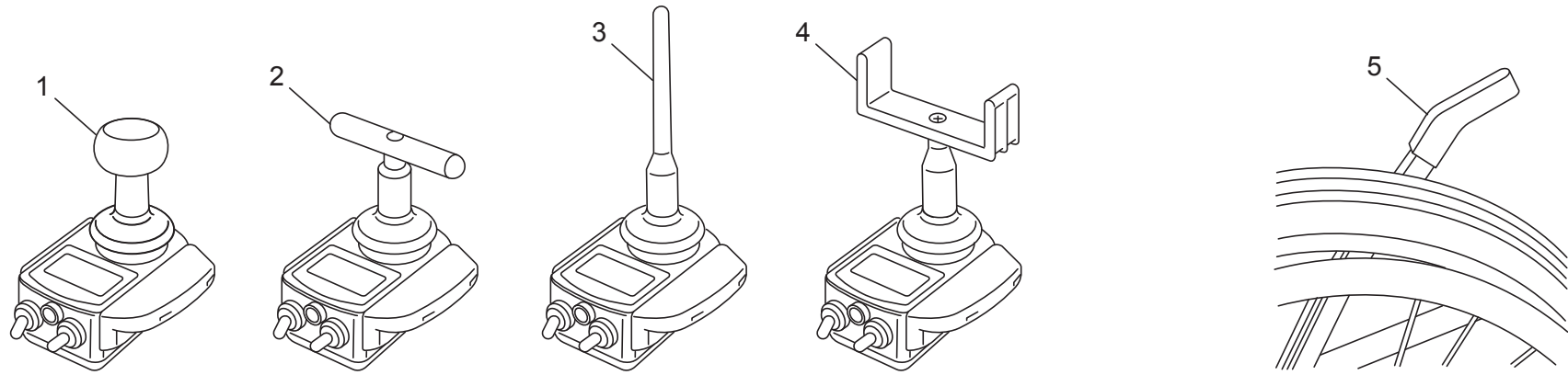


FIG. 22 Option Parts

No.	Part Number		Part Name	Qty.	Detail
1	X0F-481C0-L0		Round type	1	
2	X0F-481C0-N0		T-shape type	1	
3	X0F-481C0-M0		Stick type	1	
4	X0F-481C0-P0		U-shape type	1	
5	XA2-46381-11		Long clutch lever	1	

FIG. 23 Special parts for DECON (1)

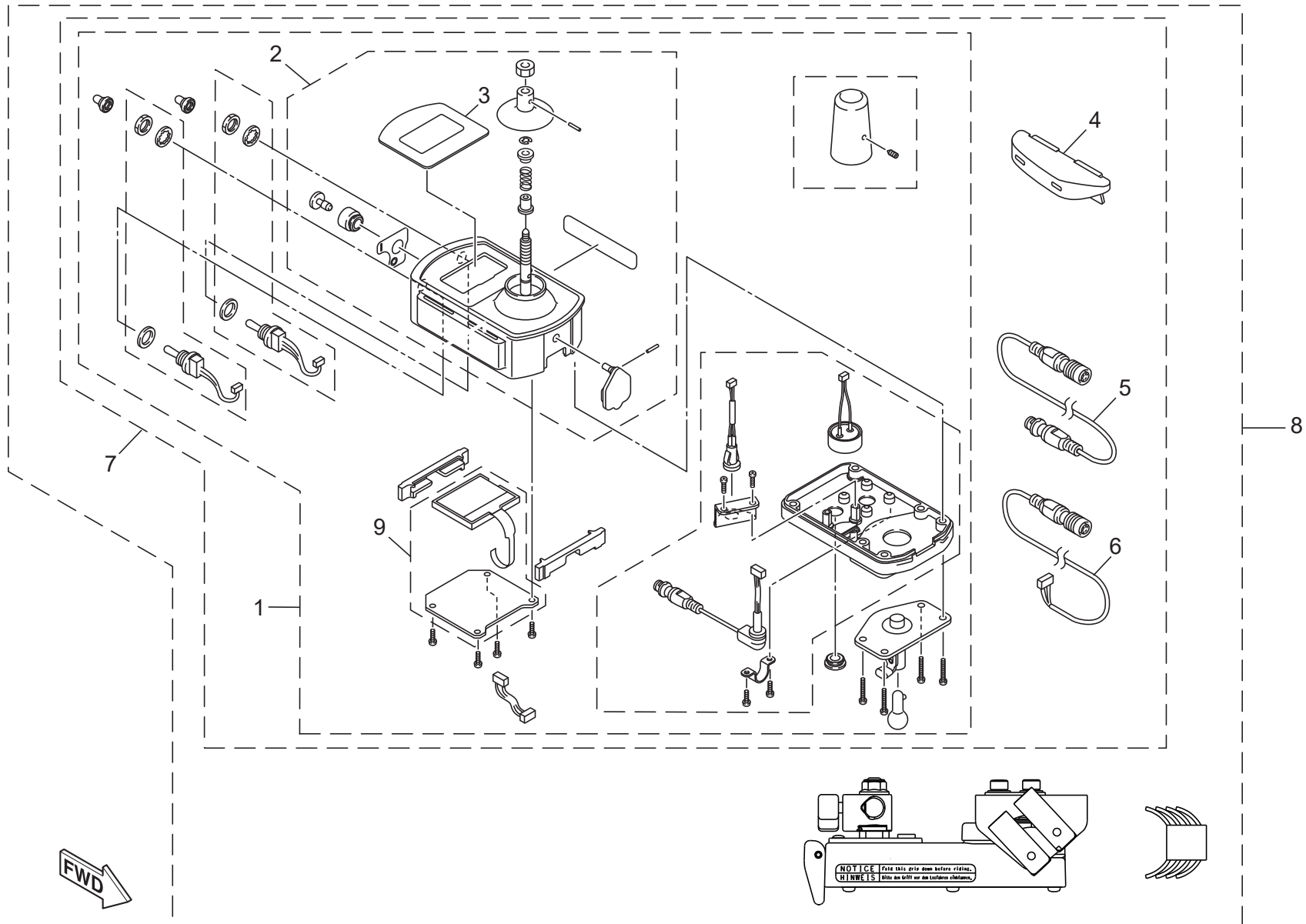


FIG. 23 Special parts for DECON (1)

No.	Part Number	Part Name	Qty.	Detail
1	X0F-48110-E4	REMOTE CONTROLLER ASSEMBLY	1	Joystick unit with fixed type bracket 1 for DECON
2	X0F-482A0-B2	• JOYSTICK CONTROLLER ASSEMBLY	1	For DECON
3	X0F-4811A-B0	•• LABEL 1	1	Transparent plastic cover. Anti-tarnish applied. Don't touch back surface. for DECON
4	X0F-481D0-10	•• PLATE ASSEMBLY	1	Palm rest assembly, refer to FIG. 3
5	X0C-48321-01	•• CABLE, REMOTE CONTROLLER	1	Frame line split cable
6	X0C-48381-01	•• CABLE, REMOTE CONTROLLER	1	Battery seat side split cable
7	X0F-48102-K0	REMOCON ASSY		For DECON
8	X0F-48102-E1	X0F R1 R(SLIDE)	1	Remocon Assy. and Slide bracket Assy. for DECON
9	X0F-8721A-E0	CONT.BOX ASSY.	1	Including LCD and Circuit board

FIG. 24 Special parts for DECON (2)

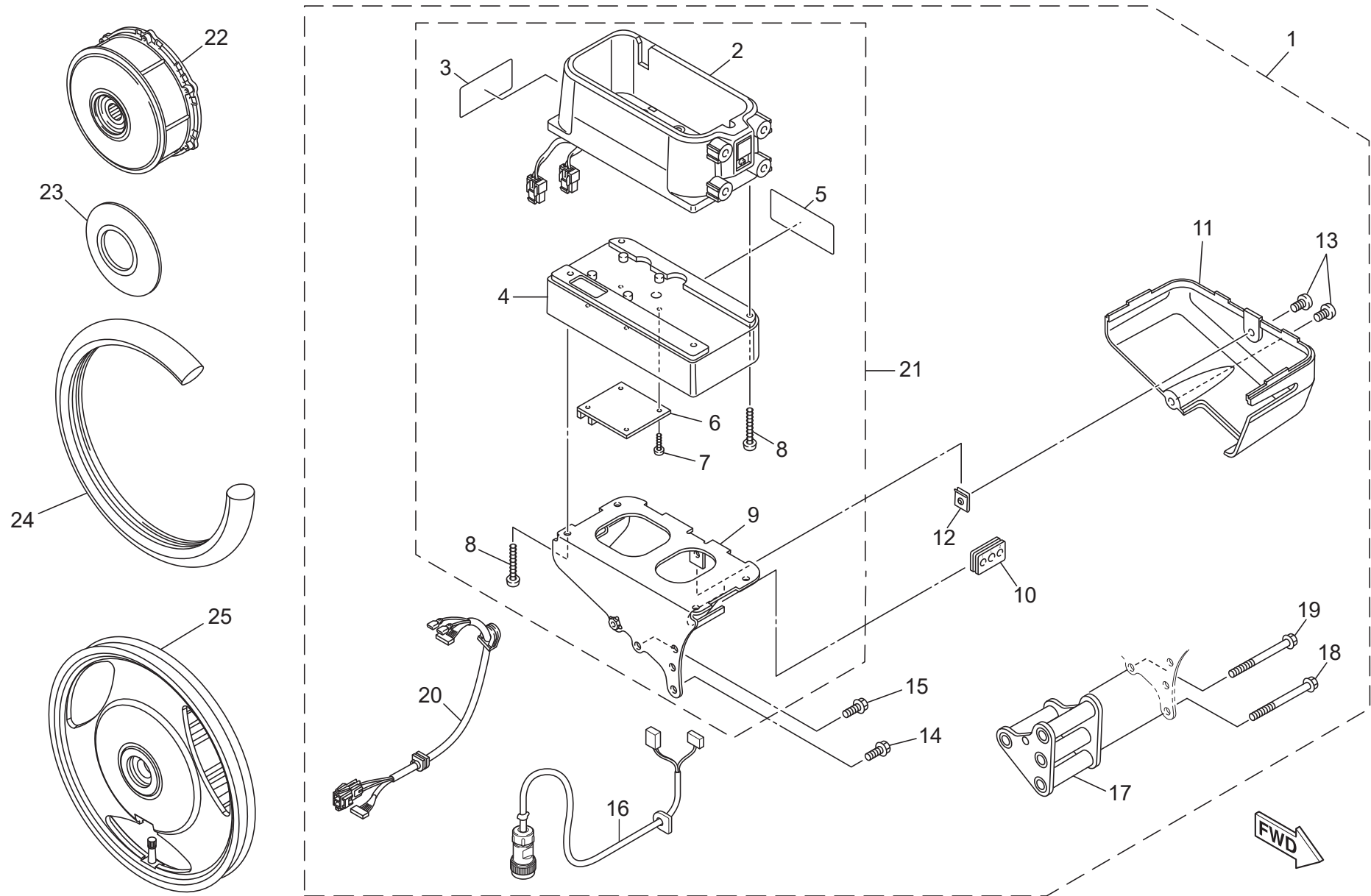







FIG. 24 Special parts for DECON (2)

No.	Part Number		Part Name	Qty.	Detail
1	X0F-821A2-A0		SEAT BTRY. ASSY2	1	Fixed Type Battery kit
2	X0C-82102-04		• BATTERY SEAT ASSEMBLY	1	
3	X0C-43174-A1		• LABEL, WARNING	1	Anti-tip device warning label
4	X0C-8A811-00		• CASE 1, UPPER	1	
5	X0C-23198-A0		• LABEL 1, CAUTION	1	Clutch lever operation caution label
6	X0C-8A211-01		• CONTROL UNIT ASSEMBLY	1	Electric board
7	97707-30508		• SCREW	4	Tightening torque: 0.4-0.6Nm
8	97707-40520		• SCREW, PAN HEAD TAPPNG	8	Tightening torque: 1.6-2.0Nm
9	X0C-21393-00		• BRACKET 1, BATTERY BOX	1	
10	XA2-82355-00		GROMMET 1	1	
11	X0C-2132H-00		PLATE, COVER	1	
12	X0C-21295-00		NUT, PLATE	1	
13	98907-05010		SCREW, BINDING HEAD	2	Tightening torque: 1.5-2.5Nm
14	95817-06016		BOLT, FLANGE	3	For 16inch model. Tightening torque: 9-11Nm
15	95817-06010		BOLT, FLANGE	1	For 16inch model. Tightening torque: 9-11Nm
16	X0F-87276-00		COUPLER, CONTROL BOX	1	850mm cable to left unit for 16inch fixed battery seat models
17	X0C-21394-00		BRACKET 2, BATTERY BOX	1	53mm spacer bracket for 24inch model
18	95817-06070		BOLT, FLANGE	3	For 53mm spacer bracket, 70mm length, tightening torque: 9-11Nm
19	95817-06065		BOLT, FLANGE	1	For 53mm spacer bracket, 65mm length, tightening torque: 9-11Nm
20	X0C-86526-01		WIRE6	1	
21	X0C-821A1-A0		SEAT ASSEMBLY 1, BATTERY	1	
22	X0F-W2500-C0		RR. WHEEL ASSY.	2	Black Hub Assembly for 24inch. Including Flange nut and Dust Cover
23	X0F-2532A-D0		CAP, REAR WHEEL	2	Matte Black, with adhesive tape applied
24	XA8-2510S-50		TIRE	2	Gray Tire (without tube)
	XA8-2510S-B0		TIRE	2	Black Tire (without tube)
25	X0D-W2500-D0		RR. WHEEL ASSY.	2	Black Hub Assembly for 16inch. Including Flange nut and Dust Cover

Index (Part Numbers)

Part number	Ref. No.	Part number	Ref. No.	Part number	Ref. No.	Part number	Ref. No.	Part number	Ref. No.
\$AB150-W	16-17	90387-06513	12-31	91317-06025	4-10	93602-13177	3-37	95817-06040	14-20
\$AB150-W-JW	4-30	90387-06513	13-31	91317-06100	7-27	93603-12007	5-21	95817-06045	14-19
5JJ-82151-20	21-3	90462-06008	8-31	92012-06010	8-30	93603-12007	5-29	95817-06055	9-27
90110-04001	8-3	90462-06008	8-43	92012-06010	9-36	93603-16219	3-37	95817-06055	11-27
90110-04001	9-3	90462-06008	9-37	92012-06010	12-38	93603-16219	5-44	95817-06065	12-28
90110-04001	10-3	90462-06008	12-39	92017-06012	8-37	95302-05700	8-38	95817-06065	13-28
90110-04001	11-3	90465-10098	7-30	92017-06012	9-52	95302-05700	9-53	95817-06065	14-23
90110-04001	12-3	90501-077J3	6-15	92017-06012	10-39	95302-05700	12-55	95817-06065	15-8
90110-04001	13-3	90560-06183	14-18	92017-06012	11-50	95380-06700	3-36	95817-06065	24-19
90111-05031	16-15	91312-06030	19-12	92017-06012	12-54	95602-06100	10-35	95817-06070	14-22
90152-31J508	8-11	91312-06035	4-22	92017-06012	13-52	95602-06100	11-46	95817-06070	15-7
90152-31J508	9-11	91312-06035	5-12	92017-08040	17-7	95602-06100	13-48	95817-06070	24-18
90152-31J508	10-11	91312-06035	6-25	92902-05100	2-8	95602-06100	19-13	97602-03206	8-8
90152-31J508	11-11	91312-06045	18-3	92902-05200	2-7	95602-06200	4-24	97602-03206	9-8
90152-31J508	12-11	91312-06045	19-9	92902-06200	4-23	95602-06200	18-6	97602-03206	10-8
90152-31J508	13-11	91312-06050	7-34	92902-06200	5-11	95602-06200	19-8	97602-03206	11-8
90166-02J210	8-14	91312-06100	4-13	92902-06200	6-24	95607-05200	18-10	97602-03206	12-8
90166-02J210	9-14	91317-03008	8-18	92902-06200	7-35	95607-05200	19-15	97602-03206	13-8
90166-02J210	10-14	91317-03008	9-18	92907-04200	5-31	95607-06200	5-35	97602-04208	7-14
90166-02J210	11-14	91317-03008	10-18	92907-06200	7-29	95607-08200	5-47	97607-03210	8-22
90166-02J210	12-14	91317-03008	11-18	92907-18600	17-5	95607-08200	17-8	97607-03210	9-39
90166-02J210	13-14	91317-03008	12-18	92A08-03108	3-35	95812-06010	16-13	97607-03210	10-22
90170-18165	17-4	91317-03008	13-18	93210-04122	8-12	95817-06010	14-15	97607-03210	11-33
90201-043H5	4-20	91317-03010	7-24	93210-04122	9-12	95817-06010	15-13	97607-03210	12-41
90201-043H5	16-29	91317-03025	6-18	93210-04122	10-12	95817-06010	24-15	97607-03210	13-35
90201-06032	8-46	91317-05010	8-36	93210-04122	11-12	95817-06016	8-44	97702-30508	19-4
90201-06032	9-54	91317-05010	9-51	93210-04122	12-12	95817-06016	9-31	97707-30508	3-17
90201-06032	10-42	91317-05010	12-53	93210-04122	13-12	95817-06016	10-41	97707-30508	3-27
90201-06032	11-51	91317-05012	10-36	93210-08006	8-48	95817-06016	11-31	97707-30508	3-30
90201-06032	12-56	91317-05012	11-47	93210-08006	9-56	95817-06016	12-33	97707-30508	7-12
90201-06032	13-53	91317-05012	13-49	93210-08006	10-44	95817-06016	13-33	97707-30508	14-7
90201-12163	6-13	91317-05014	18-9	93210-08006	11-53	95817-06016	14-14	97707-30508	16-7
90338-12004	12-29	91317-05014	19-14	93210-08006	12-58	95817-06016	15-12	97707-30508	16-25
90338-12004	13-29	91317-06014	6-9	93210-08006	13-55	95817-06016	24-14	97707-30508	24-7
90387-06081	12-27	91317-06016	5-15	93210-22ME5	5-20	95817-06020	9-26	97707-30514	7-18
90387-06081	13-27	91317-06016	10-34	93440-12052	8-50	95817-06020	11-26	97707-30514	9-21
90387-062M3	9-24	91317-06016	11-45	93440-12052	9-58	95817-06020	12-26	97707-30514	11-21
90387-062M3	11-24	91317-06016	13-47	93440-12052	10-46	95817-06020	13-26	97707-30514	12-21
90387-062M3	12-24	91317-06020	5-16	93440-12052	11-55	95817-06040	9-28	97707-30514	13-21
90387-062M3	13-24	91317-06020	5-49	93440-12052	12-60	95817-06040	11-28	97707-40514	4-21
90387-06513	9-29	91317-06020	6-11	93440-12052	13-57	95817-06040	12-30	97707-40514	5-43
90387-06513	11-29	91317-06020	7-28	93602-13177	3-9	95817-06040	13-30	97707-40520	5-30

Part number	Ref. No.	Part number	Ref. No.	Part number	Ref. No.	Part number	Ref. No.	Part number	Ref. No.
97707-40520	14-8	X0C-17481-00	9-16	X0C-25383-00	9-57	X0C-45693-00	12-2	X0C-46336-00	6-26
97707-40520	16-8	X0C-17481-00	10-16	X0C-25383-00	10-45	X0C-45693-00	13-2	X0C-4633E-00	7-16
97707-40520	16-26	X0C-17481-00	11-16	X0C-25383-00	11-54	X0C-45694-00	10-38	X0C-46382-00	10-31
97707-40520	16-28	X0C-17481-00	12-16	X0C-25383-00	12-59	X0C-45694-00	11-49	X0C-46382-00	11-42
97707-40520	24-8	X0C-17481-00	13-16	X0C-25383-00	13-56	X0C-45694-00	13-51	X0C-46382-00	13-44
97707-40525	3-32	X0C-18120-62	10-30	X0C-25411-00	2-5	X0C-45721-00	5-13	X0C-46383-00	10-33
97707-40616	8-45	X0C-18120-62	11-41	X0C-26112-00	4-11	X0C-45721-00	6-8	X0C-46383-00	11-44
97707-40616	9-35	X0C-18150-62	13-43	X0C-2612E-01	4-27	X0C-45723-00	8-4	X0C-46383-00	13-46
97707-40616	12-37	X0C-2118K-A2	3-10	X0C-2612K-01	4-28	X0C-45723-00	9-4	X0C-46432-A0	8-47
98502-03012	5-26	X0C-2118K-A2	7-4	X0C-26147-00	4-12	X0C-45723-00	10-4	X0C-46432-A0	9-55
98502-03012	5-41	X0C-21295-00	14-12	X0C-26225-00	4-26	X0C-45723-00	11-4	X0C-46432-A0	10-43
98502-03014	8-7	X0C-21295-00	15-3	X0C-26347-00	8-10	X0C-45723-00	12-4	X0C-46432-A0	11-52
98502-03014	8-26	X0C-21295-00	24-12	X0C-26347-00	9-10	X0C-45723-00	13-4	X0C-46432-A0	12-57
98502-03014	9-7	X0C-2132H-00	14-11	X0C-26347-00	10-10	X0C-45814-00	8-13	X0C-46432-A0	13-54
98502-03014	9-43	X0C-2132H-00	15-4	X0C-26347-00	11-10	X0C-45814-00	9-13	X0C-47337-00	6-10
98502-03014	10-7	X0C-2132H-00	24-11	X0C-26347-00	12-10	X0C-45814-00	10-13	X0C-47384-00	19-3
98502-03014	10-26	X0C-21393-00	14-9	X0C-26347-00	13-10	X0C-45814-00	11-13	X0C-47430-A0	19-16
98502-03014	11-7	X0C-21393-00	15-2	X0C-2637G-00	8-32	X0C-45814-00	12-13	X0C-47440-A0	19-1
98502-03014	11-37	X0C-21393-00	24-9	X0C-2637G-00	9-47	X0C-45814-00	13-13	X0C-48127-00	7-7
98502-03014	12-7	X0C-21394-00	14-21	X0C-2637G-00	12-49	X0C-46136-00	8-28	X0C-48160-C0	6-6
98502-03014	12-45	X0C-21394-00	15-6	X0C-2637H-00	8-34	X0C-46136-00	9-45	X0C-48160-D0	6-27
98502-03014	13-7	X0C-21394-00	24-17	X0C-2637H-00	9-49	X0C-46136-00	10-28	X0C-48177-01	8-9
98502-03014	13-39	X0C-2151A-A0	21-12	X0C-2637H-00	12-51	X0C-46136-00	11-39	X0C-48177-01	9-9
98902-04025	8-29	X0C-2151E-A0	21-13	X0C-43101-A0	17-1	X0C-46136-00	12-47	X0C-48177-01	10-9
98902-04025	9-46	X0C-22274-00	17-2	X0C-43102-A0	17-9	X0C-46136-00	13-41	X0C-48177-01	11-9
98902-04025	10-29	X0C-23198-A0	14-5	X0C-43174-A1	14-3	X0C-46153-00	6-17	X0C-48177-01	12-9
98902-04025	11-40	X0C-23198-A0	15-11	X0C-43174-A1	15-10	X0C-4615A-A0	17-6	X0C-48177-01	13-9
98902-04025	12-48	X0C-23198-A0	16-5	X0C-43174-A1	16-3	X0C-46231-00	6-19	X0C-48321-01	4-5
98902-04025	13-42	X0C-23198-A0	24-5	X0C-43174-A1	24-3	X0C-46239-01	5-48	X0C-48321-01	5-4
98907-05010	14-13	X0C-24847-00	4-8	X0C-43614-02	13-32	X0C-46239-01	6-20	X0C-48321-01	6-4
98907-05010	15-5	X0C-24848-00	4-9	X0C-43615-02	10-40	X0C-46258-00	18-5	X0C-48321-01	23-5
98907-05010	24-13	X0C-2511B-00	8-17	X0C-43615-02	11-30	X0C-46258-00	19-6	X0C-48381-01	4-6
99009-06400	3-6	X0C-2511B-00	9-17	X0C-45637-00	8-6	X0C-46259-00	6-16	X0C-48381-01	5-5
99009-12400	6-14	X0C-2511B-00	10-17	X0C-45637-00	9-6	X0C-46266-00	6-12	X0C-48381-01	6-5
X0C-16333-00	8-5	X0C-2511B-00	11-17	X0C-45637-00	10-6	X0C-46295-00	6-7	X0C-48381-01	23-6
X0C-16333-00	9-5	X0C-2511B-00	12-17	X0C-45637-00	11-6	X0C-46313-10	8-27	X0C-48561-00	7-11
X0C-16333-00	10-5	X0C-2511B-00	13-17	X0C-45637-00	12-6	X0C-46313-10	9-44	X0C-82100-B1	21-6
X0C-16333-00	11-5	X0C-25188-00	2-10	X0C-45637-00	13-6	X0C-46313-10	10-27	X0C-82102-04	14-2
X0C-16333-00	12-5	X0C-25192-00	2-6	X0C-45693-00	8-2	X0C-46313-10	11-38	X0C-82102-04	16-2
X0C-16333-00	13-5	X0C-2532A-A1	2-14	X0C-45693-00	9-2	X0C-46313-10	12-46	X0C-82102-04	16-22
X0C-17481-00	3-33	X0C-2532A-B0	2-14	X0C-45693-00	10-2	X0C-46313-10	13-40	X0C-82102-04	24-2
X0C-17481-00	8-16	X0C-25383-00	8-49	X0C-45693-00	11-2	X0C-46336-00	5-14	X0C-821A1-A0	14-1

Part number	Ref. No.	Part number	Ref. No.	Part number	Ref. No.	Part number	Ref. No.	Part number	Ref. No.
X0C-821A1-A0	24-21	X0C-88147-A1	7-20	X0D-47430-A0	18-11	X0F-45618-01	5-40	X0F-48110-B3	3-1
X0C-82371-11	21-7	X0C-8A211-01	14-6	X0D-47440-A0	18-1	X0F-45818-00	5-38	X0F-48110-B3	5-2
X0C-82377-00	7-3	X0C-8A211-01	16-6	X0D-47578-00	18-7	X0F-46154-00	5-18	X0F-48110-B3	6-2
X0C-8259E-00	8-15	X0C-8A211-01	16-24	X0D-82124-00	16-18	X0F-46212-00	5-33	X0F-48110-E4	23-1
X0C-8259E-00	9-15	X0C-8A211-01	24-6	X0D-82125-00	16-19	X0F-46223-00	5-32	X0F-4811A-A0	3-7
X0C-8259E-00	10-15	X0C-8A811-00	14-4	X0D-8A821-00	16-11	X0F-46241-00	5-36	X0F-4811A-B0	23-3
X0C-8259E-00	11-15	X0C-8A811-00	16-4	X0D-W2500-A0	1-1	X0F-46257-00	5-34	X0F-4811B-01	3-13
X0C-8259E-00	12-15	X0C-8A811-00	16-23	X0D-W2500-D0	24-25	X0F-46277-00	5-25	X0F-48141-00	3-4
X0C-8259E-00	13-15	X0C-8A811-00	24-4	X0D-W2538-A1	1-2	X0F-46295-00	5-7	X0F-48143-00	3-39
X0C-8276E-00	7-6	X0C-8A970-00	8-25	X0D-W8A82-00	16-14	X0F-46310-50	5-17	X0F-48144-00	3-40
X0C-8333G-00	7-8	X0C-8A970-00	9-42	X0E-81994-A0	9-23	X0F-46326-00	5-22	X0F-48160-00	4-7
X0C-83585-A1	5-45	X0C-8A970-00	10-25	X0E-81994-A0	11-23	X0F-4632K-00	5-37	X0F-48160-D0	5-6
X0C-83599-00	8-19	X0C-8A970-00	11-36	X0E-81994-A0	12-23	X0F-46335-00	5-28	X0F-48160-E0	5-50
X0C-83599-00	9-19	X0C-8A970-00	12-44	X0E-81994-A0	13-23	X0F-4633G-00	5-19	X0F-48180-A0	4-16
X0C-83599-00	10-19	X0C-8A970-00	13-38	X0E-8A8R1-00	12-22	X0F-46368-00	5-27	X0F-4819A-00	5-10
X0C-83599-00	11-19	X0C-W1781-A0	20-1	X0E-8A8R1-00	13-22	X0F-4636A-00	5-23	X0F-481C0-01	3-34
X0C-83599-00	12-19	X0C-W2331-01	10-37	X0E-8A8R2-00	9-22	X0F-46381-00	10-32	X0F-481C0-L0	22-1
X0C-83599-00	13-19	X0C-W2331-01	11-48	X0E-8A8R2-00	11-22	X0F-46381-00	11-43	X0F-481C0-M0	22-3
X0C-83956-00	3-20	X0C-W2331-01	13-50	X0F-2118K-A0	16-33	X0F-46381-00	13-45	X0F-481C0-N0	22-2
X0C-83957-00	3-21	X0C-W2538-A1	2-3	X0F-21665-00	14-24	X0F-463A3-A0	12-1	X0F-481C0-P0	22-4
X0C-8396M-01	7-15	X0D-16333-00	12-52	X0F-2255A-10	2-4	X0F-463A3-B0	13-1	X0F-481D0-10	3-38
X0C-85680-00	7-13	X0D-16334-00	8-35	X0F-2255A-60	2-4	X0F-463A4-A0	8-1	X0F-481D0-10	4-4
X0C-8596A-00	7-5	X0D-16334-00	9-50	X0F-23198-A0	16-32	X0F-463A4-B0	9-1	X0F-481D0-10	5-3
X0C-86515-00	8-23	X0D-2131A-00	16-12	X0F-24847-00	5-46	X0F-463A4-C0	10-1	X0F-481D0-10	6-3
X0C-86515-00	9-40	X0D-24734-00	16-20	X0F-2532A-D0	24-23	X0F-463A4-D0	11-1	X0F-481D0-10	23-4
X0C-86515-00	10-23	X0D-25360-A0	8-39	X0F-25335-00	2-12	X0F-47341-02	5-39	X0F-48202-A1	7-1
X0C-86515-00	11-34	X0D-25360-A0	9-32	X0F-25336-03	2-11	X0F-47401-A0	18-12	X0F-48202-B2	7-31
X0C-86515-00	12-42	X0D-25360-A0	12-34	X0F-25367-01	1-4	X0F-47401-B0	19-17	X0F-48202-C1	7-36
X0C-86515-00	13-36	X0D-2612K-00	7-33	X0F-25367-01	2-15	X0F-47410-00	19-5	X0F-48224-00	19-2
X0C-86526-01	8-20	X0D-26335-00	8-41	X0F-2539F-00	2-9	X0F-47466-01	5-24	X0F-48243-00	3-3
X0C-86526-01	10-20	X0D-26335-00	9-34	X0F-253W0-00	14-17	X0F-47519-00	5-42	X0F-48263-00	3-5
X0C-86526-01	15-9	X0D-26335-00	12-36	X0F-26120-02	4-15	X0F-47527-00	18-4	X0F-482A0-A2	3-2
X0C-86526-01	24-20	X0D-26372-00	12-50	X0F-26120-12	4-15	X0F-47527-00	19-10	X0F-482A0-B2	23-2
X0C-87281-00	7-9	X0D-2637A-00	8-33	X0F-26120-22	4-15	X0F-47529-00	19-11	X0F-48530-A0	3-31
X0C-87294-00	8-24	X0D-2637A-00	9-48	X0F-2612F-01	4-18	X0F-48102-A1	4-1	X0F-8183H-00	16-10
X0C-87294-00	9-41	X0D-28446-A0	8-40	X0F-26164-00	4-19	X0F-48102-B1	6-1	X0F-8183H-00	16-31
X0C-87294-00	10-24	X0D-28446-A0	9-33	X0F-26170-A1	4-17	X0F-48102-C1	4-2	X0F-8183H-10	16-10
X0C-87294-00	11-35	X0D-28446-A0	12-35	X0F-28116-00	20-3	X0F-48102-D1	5-1	X0F-8183H-10	16-31
X0C-87294-00	12-43	X0D-43317-00	18-8	X0F-2813G-00	20-5	X0F-48102-E1	23-8	X0F-8210A-00	21-11
X0C-87294-00	13-37	X0D-43614-01	12-32	X0F-28160-A0	20-2	X0F-48102-K0	23-7	X0F-8210A-10	21-11
X0C-88146-01	7-19	X0D-43615-01	8-42	X0F-28161-00	20-4	X0F-48110-A3	3-1	X0F-8210C-D0	21-9
X0C-88147-01	7-20	X0D-43615-01	9-30	X0F-43102-A0	17-10	X0F-48110-A3	4-3	X0F-8210C-E0	21-9

Part number	Ref. No.	Part number	Ref. No.	Part number	Ref. No.	Part number	Ref. No.	Part number	Ref. No.
X0F-8210C-G0	21-9	X0F-87249-00	9-25	XA4-82100-B2	21-1				
X0F-8210C-J0	21-9	X0F-87249-00	11-25	XA4-82100-G6	21-1				
X0F-8210C-N0	21-9	X0F-87249-00	12-25	XA4-82100-J4	21-1				
X0F-8210D-A0	15-1	X0F-87249-00	13-25	XA4-82107-N4	21-4				
X0F-8210E-00	16-1	X0F-87276-00	14-16	XA4-82129-00	21-8				
X0F-8210E-A0	16-21	X0F-87276-00	16-9	XA4-82160-10	21-2				
X0F-82130-A0	14-25	X0F-87276-00	16-30	XA4-87209-N0	21-5				
X0F-821A2-A0	24-1	X0F-87276-00	24-16	XA7-26241-00	7-22				
X0F-82375-01	3-8	X0F-87276-10	14-16	XA7-47429-01	18-2				
X0F-82508-00	3-18	X0F-87276-10	16-9	XA7-47429-01	19-7				
X0F-8332N-00	3-16	X0F-87276-10	16-30	XA8-2510S-50	24-24				
X0F-83370-00	3-25	X0F-88146-01	3-28	XA8-2510S-B0	24-24				
X0F-8353H-00	7-17	X0F-8A822-00	16-27						
X0F-8358W-00	3-15	X0F-W2500-A0	2-1						
X0F-83599-00	3-29	X0F-W2500-C0	24-22						
X0F-83634-00	3-12	X0F-W2511-A0	1-3						
X0F-83955-00	3-31	X0F-W2511-A0	2-13						
X0F-8396C-00	3-24	X0F-W2534-A0	2-2						
X0F-8396K-00	3-11	XA2-2612E-00	4-27						
X0F-8397A-A0	7-2	XA2-2612E-00	5-8						
X0F-83987-00	3-23	XA2-2612E-00	6-21						
X0F-8398E-A0	3-22	XA2-2612E-00	7-32						
X0F-85598-00	3-26	XA2-2612J-00	4-14						
X0F-85921-00	7-10	XA2-2612K-00	4-28						
X0F-86288-00	3-19	XA2-2612K-00	5-9						
X0F-86501-A1	8-21	XA2-2612K-00	6-22						
X0F-86501-A1	9-38	XA2-26158-00	4-31						
X0F-86501-A1	12-40	XA2-26158-00	6-23						
X0F-86501-B1	10-21	XA2-26158-10	4-31						
X0F-86501-B1	11-32	XA2-26158-20	4-31						
X0F-86501-B1	13-34	XA2-2615E-00	4-29						
X0F-87132-A0	21-10	XA2-26246-01	7-23						
X0F-87132-B0	21-10	XA2-26258-02	7-25						
X0F-87132-C0	21-10	XA2-26258-10	7-26						
X0F-87132-D0	21-10	XA2-2639F-11	4-25						
X0F-87132-E0	21-10	XA2-46381-11	22-5						
X0F-87214-00	12-20	XA2-82355-00	14-10						
X0F-87214-00	13-20	XA2-82355-00	16-16						
X0F-8721A-A0	3-14	XA2-82355-00	16-34						
X0F-8721A-E0	23-9	XA2-82355-00	24-10						
X0F-87239-00	9-20	XA2-82911-01	7-21						
X0F-87239-00	11-20	XA3-43131-01	17-3						

Decon Wheel AB
Södra Ekeryd 119, SE-31491 Hyltebruk
Tel: +46(0)345 40880
E-Mail: info@decon.se
www.decon.se

